



# **MONTHLY BULLETIN**

## **Foreign Economic Assistance**

**(September, 2020)**

Ministry of Economic Affairs  
Government of Pakistan

# **MONTHLY BULLETIN**

## **FOREIGN ECONOMIC ASSISTANCE**

**September, 2020**



**Policy Analysis & Development Wing**  
**Ministry of Economic Affairs**

## TABLE OF CONTENTS

<b>PREFACE</b> .....	iv
Introduction.....	1
Monthly External Inflows .....	2
External Inflows from Bilateral & Multilateral Sources.....	3
Monthly External Outflows .....	4
Net Transfers.....	5
<i>Annexure</i> .....	7

## LIST OF TABLES

Table 1: External Public Debt Servicing.....	5
Table 2: Net Transfers (July-August 2020-21).....	6

## LIST OF FIGURES

Figure 1: Budget Allocation and Provisional External Inflows .....	3
Figure 2: Purpose-wise External Inflows.....	3
Figure 3: Disbursement from Multilateral and Bilateral Sources .....	4

## PREFACE

The primary purpose of ‘*Monthly Bulletin of Foreign Economic Assistance*’ prepared by Policy Analysis & Development Wing of Ministry of Economic Affairs is to present the broader view of external inflows and outflows of foreign economic assistance received from multiple financing sources vis-a-vis their budgetary allocations for the entire fiscal year. Hopefully, the range of contents covered in this Monthly Bulletin will be all-inclusive, informative and useful for policy makers, researchers, planners, economists and all other stakeholders.

The Monthly Bulletin is a review of monthly external inflows and outflows position and is divided into three parts;

- i. First part compares accumulated monthly external inflows with budget allocations for entire fiscal years.
- ii. Second part reviews accumulated monthly external outflows.
- iii. Last section discusses net transfer position of the government.

Data for the Bulletin is obtained from Debt Management and Financial Analysis System (DMFAS) database managed by Debt Recording and Reporting Center, Ministry of Economic Affairs, Government of Pakistan. Electronic copy of the Bulletin can be downloaded from Ministry of Economic Affairs’ Website ([www.ead.gov.pk](http://www.ead.gov.pk)).

Any suggestions for further improvement will be highly appreciated and welcomed.

**DR. MUHAMMAD ARSHAD**  
CHIEF (POLICY)

Islamabad,      October, 2020

## TEAM MEMBERS

### **MR. ZULFIQAR HAIDER**

#### **Team Leader / Additional Secretary**

Ministry of Economic Affairs

Government of Pakistan

Tel : 051- 9205327

Fax: 051- 9104016

E-mail: [adlsecy-2@ead.gov.pk](mailto:adlsecy-2@ead.gov.pk)

### **DR. MUHAMMAD ARSHAD**

#### **Deputy Team Leader / Chief (Policy)**

Ministry of Economic Affairs

Government of Pakistan

Tel : 051 - 9103842

Fax: 051 - 9104016

E-mail: [chief@ead.gov.pk](mailto:chief@ead.gov.pk)

### **MR. UMAR FAROOQ**

#### **Assistant Chief (Policy-II)**

Ministry of Economic Affairs

Government of Pakistan

Tel : 051 - 9207960

Fax: 051 - 9104016

E-mail: [policy-2@ead.gov.pk](mailto:policy-2@ead.gov.pk)

### **MR. MUHAMMAD MAQBOOL KHAN**

#### **Network System Administrator (DRRC)**

Ministry of Economic Affairs

Government of Pakistan

Tel : 051 - 9202439

Fax: 051 - 9104016

E-mail: [nsa@ead.gov.pk](mailto:nsa@ead.gov.pk)

### **MR. MUHAMMAD AZAM SIDDIQUI**

#### **Coordinator**

Ministry of Economic Affairs

Government of Pakistan

Tel : 051 - 9207960

Fax: 051 - 9104016

E-mail: [policy-2@ead.gov.pk](mailto:policy-2@ead.gov.pk)

## Introduction

Foreign assistance has been a key source of external financing for developing countries including Pakistan over the past several decades. Foreign assistance is used as to fill both a savings investment gap and a foreign exchange gap in the developing countries. It fuels economic growth through building infrastructure, supporting productive sectors such as agriculture, manufacturing education, health, power, water & sanitation and environment. Foreign assistance influences the process of development by increased investment in productive resources and transferring the modern technology. It is used to support and stabilize the economy following economic shocks. The project financing is a vital component of the total foreign assistance because project financing directly adds to the productive capacity of the recipient country.

In case of Pakistan, the foreign assistance is a major source of the foreign capital inflows and has a significant role for the country's economic development. Though, over the time the flow of FDI, portfolio investment and private investment have increased but Pakistan still requires investment in physical, financial & human capital. Therefore, foreign assistance in Pakistan could be a major source of socio-economic & human development, capital formation and it can trigger the economic growth.

The Government of Pakistan is receiving foreign assistance in the form of project financing, program financing and technical assistance from various bilateral and multilateral development partners. Project financing is obtained for financing development projects. Program financing is generally provided to support government's budgetary requirements and to help the government in implementing structural and sectoral reforms in the country. Similarly, technical assistance is usually provided by bilateral and multilateral development partners for conducting feasibility studies, institutional development and/or capacity development. The development partners provide foreign funds on concessional rates with longer maturity ranging from 20 to 40 years. In addition, the government also raises funds from international financial and capital markets from time to time to stabilize foreign exchange reserves and provide budgetary/balance of payments support.

World Bank, Asian Development Bank, Islamic Development Bank and Asian Infrastructure and Investment Bank are major multilateral while China, Japan, Saudi Arabia, Germany, France, UK and USA are main bilateral development partners of the government. These development

partners are providing foreign economic assistance in the form of project and program loans/aid as well as technical assistance.

The analysis of monthly external inflows during July-September, 2020 reveals certain important points which are discussed in the following paragraphs. Loan and Grant-wise details are Annexed.

## Monthly External Inflows

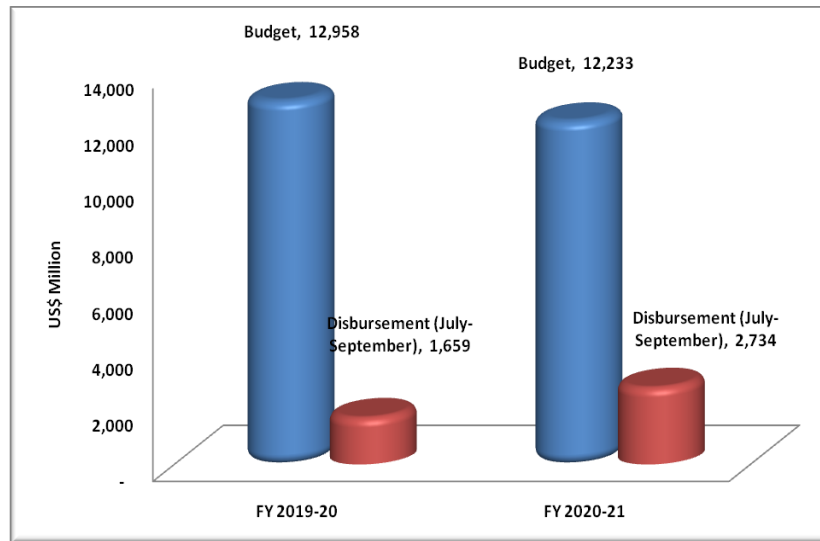
During July-September of fiscal year 2020-21 the Government has received \$2,734 million total external inflows from multiple financing sources<sup>1</sup> which are 22 percent of annual budget estimates of \$12,233 million for the entire fiscal year 2020-21 (see **Figure 1**). In the corresponding period of fiscal year 2019-20 the external inflows were \$2,180 million which were around (17 %) of the annual budgeted amount of \$12,958 million. In the aftermath of Covid-19 and its persistence in the country the disbursements of project financing from development partners dried up during the last quarter of the outgoing fiscal year 2019-20. The pandemic has closed down most of the economic activities across the country including development project activities. However, after the ease in the lockdown by the Government the economic activity is reviving which may lead to jack-up the project financing in the current fiscal year 2020-21.

The total receipt of \$2,734 million constitutes \$1,268 million or 46% as program/budgetary support assistance to restructure Pakistan's economy; \$149 million (05%) as foreign commercial borrowing to repay maturing international Sukuk and other foreign commercial loans; and \$317 million (12%) as project assistance to finance its development projects activities for improving the socio-economic development of the country and for asset creation (see **Figure 2**) and \$1,000 million received in terms of time safe deposits.

---

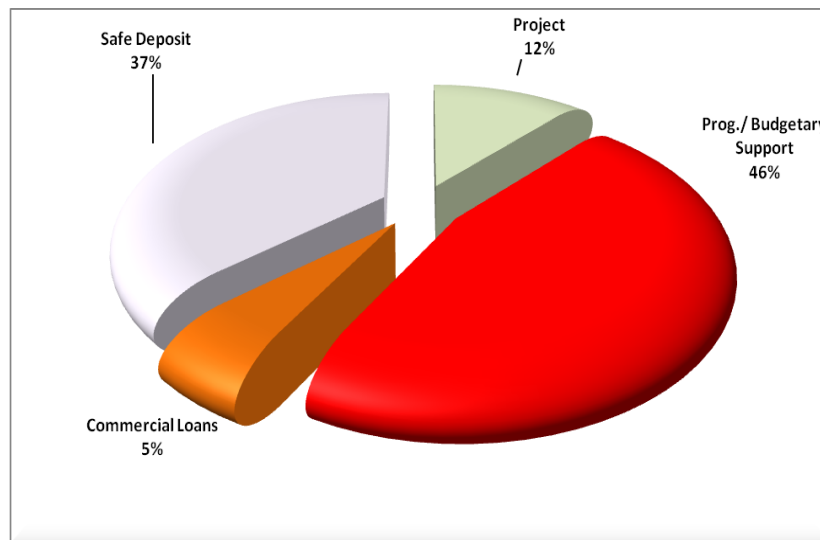
<sup>1</sup>It includes financing from bilateral and multilateral development partners , foreign commercial borrowing & time deposits.

**Figure 1: Budget Allocation and Provisional External Inflows**



*Data Source: Debt Recording and Reporting Center, EAD*

**Figure 2: Purpose-wise External Inflows**



*Data Source: Debt Recording and Reporting Center, EAD*

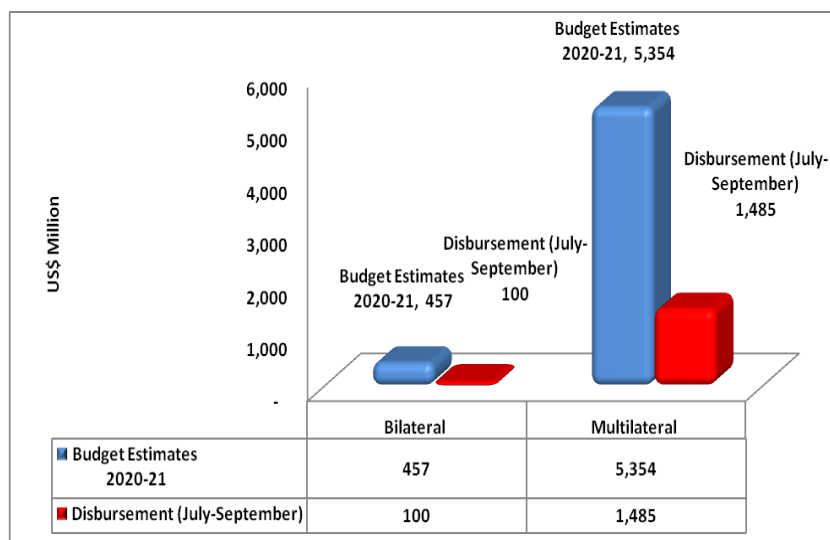
**External Inflows from Bilateral & Multilateral Sources**

The bilateral and multilateral development Partners have disbursed \$1,585 million of foreign economic assistance during July-September of ongoing fiscal year fiscal year 2020-21 against the budgetary allocation of \$5,811 million for fiscal year 2020-21 on concessional terms with



longer maturity (see **Figure 3**). Amongst the multilateral development partners, mainly Asian Development Bank provided \$637 million. World Bank disbursed \$592 million against the budgetary allocation of \$2,257 million. While from bilateral sources, France ,USA and UK provided \$25.3 million,\$52.3 million & \$13.4million respectively.

**Figure 3: Disbursement from Multilateral and Bilateral Sources**



*Data Source: Debt Recording and Reporting Center, EAD*

## Monthly External Outflows

During July-August, 2020 total servicing of external public debt was \$798 million against the annual repayment estimates of \$10,363 million for the entire Fiscal Year (see

Table 1). Of which, \$661 million (83% of total external public debt servicing) was repaid as principal and \$137 million (17%) as interest on the outstanding stock of external public debt. Around 26% of total external public debt repaid during July-August of fiscal year 2020-21 constitutes the repayments of some of the foreign commercial loans which were obtained by the previous government.

During July-August 2020-21, the government settled \$204 million worth of foreign commercial loans. Similarly the government has also repaid \$493 million to multilateral and \$102 million to bilateral development partners. Considering foreign exchange constraints, financing of

development projects and repayments of these huge external public debts compel the incumbent government to further borrow from multiple sources.

**Table 1: External Public Debt Servicing<sup>2</sup>**

(\$ Million)

Source	Budget Estimates 2020-21			Actual (2020-21)		
	Principal	Interest	Total	Principal	Interest	Total
Bilateral	1,830	312	2,142	65	37	102
Multilateral	1,644	470	2,114	420	73	493
Commercial	3,923	430	4,353	177	27	204
Eurobond/Sukuk	-	440	440	-	-	-
IDB (Short-term)	1,113	81	1,194	-	-	-
IMF	-	120	120	-	-	-
<b>Total</b>	<b>8,510</b>	<b>1,853</b>	<b>10,363</b>	<b>661</b>	<b>137</b>	<b>798</b>

*Data Source: Debt Management Wing, EAD*

## Net Transfers

Net transfer is one of the important concepts in debt management. It is estimated by taking difference between receipt and repayment of external public loans. Positive balance shows increase in external debt stock while negative balance shows reduction in external debt stock. Implication for positive or negative balance varies from country to country and depends upon country's macroeconomic condition. If a country is in balance of payments crisis and faces shortage of foreign exchange, positive balance helps country to manage its crisis up to some extent and strengthen foreign exchange reserves. Further, the net transfers is a flow concept whereas external debt is a stock concept, therefore, these two are not directly comparable. However, net transfers give us a fair idea how external public debt will change.

<sup>2</sup> Reconciliation of external public debt servicing with State Bank of Pakistan and AGPR is underway. Therefore, these figures are provisional and subject to change

For the period July-August, 2020-21, net transfers to the government were \$1,004 million<sup>3</sup> (see **Table 2**). Positive net transfers came mainly due to higher inflows from multilateral Development Partners. Interestingly, the stock of external loans which was obtained on market based instruments has decreased by \$ 28 million and the share of concessional external loans with longer maturity increased by \$1,031 million.

**Table 2: Net Transfers (July-August 2020-21)**

(\$ Million)

Source	External Loan Inflow	External Loan Outflow	Net Transfers
Bilateral	32	65	(33)
Multilateral	1,484	420	1,064
Commercial/Sukuk	149	177	(28)
<b>Total</b>	<b>1,665</b>	<b>661</b>	<b>1,004</b>

*Data Source: Debt Management Wing, EAD*

---

<sup>3</sup> Since net transfers are estimated on actual exchange rate whereas external public debt stock is estimated on a particular point of time, therefore, due to difference in exchange rate these two numbers may differ.

# *Annexure*







**DISBURSEMENT AGAINST BUDGET ESTIMATES (B/E) OF FOREIGN ECONOMIC ASSISTANCE DURING 2020-21**

Fig. in Million

S. No.	Donor	Type of Aid	Project No.	Name of Project / Programme	(B/E) 2020-21		Disbursement During 2020-21						Purpose	
					PKR	US\$	US\$			PKR				
							July-August	September	July-Sep	July-August	September	July-Sep		
76	ADB	Loan		Construction of Rajanpur-DG Khan as a Fourlane Highway	250.000	1.515								Project
77	ADB	Loan		Project Readiness Financing for Punjab	16.500	0.100								Project
78	ADB	Loan		Rehabilitation of Islam Barrage	16.500	0.100								Project
79	ADB	Loan		Improving workforce readiness in Pujab	16.500	0.100								Project
80	ADB	Loan		Punjab Agriculture Markets Development Projects	16.500	0.100								Project
81	ADB	Loan		Greater Thal Canal Project	16.500	0.100								Project
82	ADB	Loan		Sindh Secodary Education Improvement Project	660.000	4.000								Project
83	ADB	Loan		Widening/improvement of sindh provincial roads	165.000	1.000								Project
84	ADB	Loan		Emergency Assistance Lending	11,550.000	70.000								Project
85	ADB	Loan		D.G Khan- D.I Khan (ACW) (N-55)-245 Km (CAREC Corridor)	250.000	1.515								Project
86	ADB	Loan		Establishment of 132 KV Grid Station Matta,PESCO	100.000	0.606								Project
87	ADB	Loan		Naulong Storage Dam Project	50.000	0.303								Project
88	Bonds	Loan		Euro Bonds/International Sukuk	247,500.000	1500.000								Bonds
89	SCB (London)	Loan	SCB-2020	Master Murabaha Agreement	647,212.500	3922.500	14.71		14.71	2,473.50			2,473.50	Prog./ Budgetary Support
90	SUISSE AG,UBL,ABL	Loan	MASHR2020	Facility Agreement			100.00		100.00	16,652.55			16,652.55	Prog./ Budgetary Support
91	AJMAN Bank PJSC	Loan	AJMAN-2020	MASTER MURABAHA AGREEMENT			34.62		34.62	5,808.77			5,808.77	Prog./ Budgetary Support
92	Time Safe Deposit	Loan	CHINA-20	Safe China Deposit (I BILLION)			1,000.00		1,000.00	168,124.87			168,124.87	Prog./ Budgetary Support
93	AiIB	Loan	AiIB-S0158A	Lahore Water and Waste Water Treatment Project	16.500	0.100								Project
94	AiIB	Loan	LN0005-PAK	Tarbela 5th Extension HPP (1410 MW) Sawabi	1,515.000	9.182								Project
95	AiIB	Loan		Sewerage Scheme for Lorech Colony to Ghulshan e Ravi	825.000	5.000								Project
96	AiIB	Loan		Construction of surface water treatment plant at BRBD	825.000	5.000								Project
97	AiIB	Loan		Karachi Water & Sewerage Services Improvement Project (WB Co-finance)	990.000	6.000								Project
98	AiIB	Loan		Karachi Bus Rapid Transit Facilit-Red Line (ADB Co-finance)	330.000	2.000								Project
99	AiIB	Loan		Covid Assistance	82,500.000	500.000								Prog./ Budgetary Support
100	AiIB	Loan	L0429A-PAK	RISE Program			249.38		249.38	41,822.91			41,822.91	Prog./ Budgetary Support









**DISBURSEMENT AGAINST BUDGET ESTIMATES (B/E) OF FOREIGN ECONOMIC ASSISTANCE DURING 2020-21**

Fig. in Million

S. No.	Donor	Type of Aid	Project No.	Name of Project / Programme	(B/E) 2020-21		Disbursement During 2020-21						Purpose	
					PKR	US\$	US\$			PKR				
							July-August	September	July-Sep	July-August	September	July-Sep		
176	UK	Grant		WINGS	56.240	0.341								Project
177	Germany	Grant	10268	Social Health Protection Initiatives for KP	400.000	2.424								Project
178	Germany	Grant		Establishment of Blood transfusion Centers in KP-Phase-II	178.200	1.080								Project
179	Germany	Grant	GERM-2012	Development of Renewable Energy Hydro power	358.050	2.170								Project
180	Germany	Loan	CPK-1031-01P	Warsak HPP (Rehab: Phase-2)	90.000	0.545								Project
181	Germany	Loan	GERM-1	Keyal Khwar Hydropower Project	680.000	4.121	0.15		0.15	25.95			25.95	Project
182	Germany	Loan	GERM-2	Substation Ghazi Road			0.00	0.03	0.03	0.00	5.33		5.33	Project
183	Germany	Grant	201365675-GERM	Regional Infrastructure Fund, KP	536.250	3.250	0.17		0.17	27.88			27.88	Project
184	Germany	Grant	201468990-GERM	REINTEG. & REHAB. OF TDPS, (Merged Districts of KP)	536.250	3.250	0.35	0.09	0.45	59.85	15.54		75.39	TDPS
185	Germany	Grant	201567486	Livelihood Support & PROM. P-2	714.450	4.330	0.00	0.10	0.10	0.00	16.48		16.48	Project
186	Germany	Grant	RHIV-2016-GERM	Reproductive Health-IV			0.00	0.09	0.09	0.00	15.42		15.42	Project
187	Germany	Grant	SBTP-2016-GERM	Safe Blood Transfusion PROG-PH-II	188.958	1.145	0.38		0.38	63.53			63.53	Project
188	Germany	Grant	200870261	Capacity Buiding Measure NRSP			0.04		0.04	6.29			6.29	Project
189	Germany	Grant	GERMANY-2015-01	Reconstruction of Health Infrastructure in AJK-P2			0.10		0.10	16.82			16.82	Earthquake
190	USA	Grant	391-G-04-1023-12	US-Need Based Merit Scholarships for Pakistani University Students Programme (Phase-II)	210.000	1.273	0.05	0.06	0.12	8.61	10.73		19.33	K.Lugar
191	USA	Grant		KP Reconstruction Program	336.270	2.038								K.Lugar
192	USA	Grant		Mohmand Area Development Project (INL)- (Merged Districts of KP)	100.000	0.606								K.Lugar
193	USA	Grant	391-111-	Khyber Area Development Project FATA (INL) (Merged Districts of KP)	279.972	1.697								K.Lugar
194	USA	Grant		Bajau Area Development Project INL-FATA (Merged Districts of KP)	113.368	0.687								K.Lugar
195	USA	Grant	391-PUB-HEALTH	Strengthening of Health Services Academy	92.600	0.561	0.04		0.04	7.27			7.27	K.Lugar
196	USA	Grant	US-Municipal-12	Municipal Services Delivery	700.000	4.242								K.Lugar
197	USA	Grant	US-Municipal-12	Municipal Services Delivery	990.000	6.000								K.Lugar
198	USA	Grant	US-Municipal-Total	Municipal Services Delivery			2.15	0.35	2.50	361.07	58.12		419.19	K.Lugar
199	USA	Grant	PEPA-FATA-DEC10	PEPA FATA DEC-10			0.11	0.49	0.60	19.09	80.65		99.74	K.Lugar
200	USA	Grant	PEPA-KPK-DEC10	PEPA-KPK DEC-10			0.89	0.32	1.21	150.27	52.69		202.96	K.Lugar



**DISBURSEMENT AGAINST BUDGET ESTIMATES (B/E) OF FOREIGN ECONOMIC ASSISTANCE DURING 2020-21**

Fig. in Million

S. No.	Donor	Type of Aid	Project No.	Name of Project / Programme	(B/E) 2020-21		Disbursement During 2020-21						Purpose
					PKR	US\$	US\$			PKR			
							July-August	September	July-Sep	July-August	September	July-Sep	
226	IDA	Loan	5973-PAK	National Social Protection Programme	5,280.000	32.000	0.00	0.66	0.66	0.00	109.01	109.01	Prog./ Budgetary Support
227	IDA	Loan	6139-Pak	FATA-TDP's Emergency Recovery Project	3,795.000	23.000	0.00	4.00	4.00	0.00	662.96	662.96	TDPs
228	IDA	Loan	5989-PAK	Pakistan Financial Inclusion and Infrastructure Project	100.000	0.606							Project
229	IDA	Loan	6170-PAK	Public Finance Management & Accountability Support Service	10,725.000	65.000							Prog./ Budgetary Support
230	IDA	Loan	6207-PAK	Pakistan Housing Finance	330.000	2.000							Prog./ Budgetary Support
231	IDA	Loan	6456-PAK	KP Irrigated Agriculture Improvement Project	1,650.000	10.000	0.00	17.74	17.74	0.00	2,938.56	2,938.56	Project
232	IDA	Loan	6421-PAK	KP Revenue Mobilization and Resource Management Program PIR	4,950.000	30.000	0.00	0.26	0.26	0.00	42.84	42.84	Prog./ Budgetary Support
233	IDA	Loan		Human capital Policy	82,500.000	500.000							Prog./ Budgetary Support
234	IDA	Loan	9155-PAK	Resilient Institutions for Sustainable Economy (RISE) DPC	82,500.000	500.000	250.00		250.00	41,809.63		41,809.63	Prog./ Budgetary Support
235	IDA	Loan	6462-PK	Integrated Tourism Area Development Program	2,145.000	13.000	0.00	11.25	11.25	0.00	1,868.16	1,868.16	Project
236	IDA	Loan	5786-PAK	Expended Program on Immunization	1,500.000	9.091	5.71		5.71	954.44		954.44	Project
237	IDA	Loan	5498-Pak	Evacuation of power from 2160MW Dasu HPP Stage-I	160.000	0.970	1.99	1.21	3.20	333.92	200.62	534.54	Project
238	IDA	Loan	5409	500 KV HVDC system between Tajikistan & Pakistan for central Asia-CASA 1000	1,500.000	9.091	0.00	0.09	0.09	0.00	15.14	15.14	Project
239	IDA	Loan	5081-PAK	Punjab Irrigated Agriculture Productivity Improvement	1,980.000	12.000							Project
240	IDA	Loan	5982-PAK	Punjab Tourism for Economic Growth Project	2,805.000	17.000							Project
241	IDA	Loan	5630-Pak	Punjab skills Development	1,980.000	12.000							Prog./ Budgetary Support
242	IDA	Loan		Punjab Resource & Revenue Management Program	3,300.000	20.000							Prog./ Budgetary Support
243	IDA	Loan		Punjab Human Capital Investment Project	2,475.000	15.000							Prog./ Budgetary Support
244	IDA	Loan	5556-PAK	Additional Financing for Sindh water sector improvement project	660.000	4.000	0.34	0.07	0.41	56.58	11.19	67.77	Project
245	IDA	Loan		Pakistan Raises Revenue	11,550.000	70.000							Prog./ Budgetary Support
246	IDA	Loan	6435-PAK	Pakistan Raises Revenue	100.000	0.606	0.00	10.66	10.66	0.00	1,762.45	1,762.45	Project
247	IDA	Loan	5494-PAK	Sindh Agriculture Growth Project	1,980.000	12.000							Project
248	IDA	Loan	5604-PAK	Sindh Irrigated Agriculture Productivity Enhancement Project	5,775.000	35.000							Project
249	IDA	Loan	5684-PAK	Sindh Barrages Improvement Project	3,300.000	20.000	7.00		7.00	1,163.03		1,163.03	Project
250	IDA	Loan	5888-PAK	Sindh Resilience Project	3,135.000	19.000	5.60	0.69	6.29	932.08	115.19	1,047.26	Project

**DISBURSEMENT AGAINST BUDGET ESTIMATES (B/E) OF FOREIGN ECONOMIC ASSISTANCE DURING 2020-21**

Fig. in Million

S. No.	Donor	Type of Aid	Project No.	Name of Project / Programme	(B/E) 2020-21		Disbursement During 2020-21						Purpose	
					PKR	US\$	US\$			PKR				
							July-August	September	July-Sep	July-August	September	July-Sep		
251	IDA	Grant		Saaf Sulthro Sindh (SSS) Program Scaling up of Rural Sanitation in Sindh	394.350	2.390								Project
252	IDA	Loan	6022-PAK	Karachi Neighbourhoods Improvement Project	4,125.000	25.000								Project
253	IDA	Loan	5584	Sindh Public Sector Management Reform	33.000	0.200								Prog./ Budgetary Support
254	IDA	Loan	5079	Tarbella 4th Extension Hydropower Project	1,500.000	9.091	1.32	3.00	4.32	221.35	498.69	720.04		Project
255	IDA	Loan	5497-Pak	Dasu Hydro power project Stage-I 2160MW	4,500.000	27.273								Project
256	IDA	Loan	5760-PAK	Water Sector Capacity Building -Indus 21- Additional Financing	150.000	0.909								Project
257	IDA	Loan	6047-PAK	Sindh Enhancing response for Stunting Project	3,300.000	20.000								Project
258	IDA	Loan	6243-PAK	Punjab Cities Program	6,600.000	40.000								Prog./ Budgetary Support
259	IDA	Loan	6247-PAK	Punjab Green Development Project	8,250.000	50.000								Prog./ Budgetary Support
260	IDA	Loan	6258-PAK	Sindh Solar Energy Project	3,300.000	20.000								Project
261	IDA	Loan	8994-PK	Karachi Water & Sewerage Services Improvement Project	2,475.000	15.000								Project
262	IDA	Loan		Pandemic Response Effectiveness in Pakistan Project ( <b>Component -I</b> )	840.000	5.091								Project
263	IBRD	Loan	8995-PK	Karachi Mobility Project	3,300.000	20.000								Project
264	IBRD	Loan	8998-PK	Competitive and Livable City of Karachi (CLICK)	4,950.000	30.000	0.62		0.62	103.01		103.01		Project
265	IDA	Loan	6438-PAK	Assisting Governance and Access in Higher Education for Quality Enhancement	6,323.625	38.325								Prog./ Budgetary Support
266	IDA	Loan		Higher Education Development Program of Pakistan	1,200.000	7.273								Project
267	IDA	Loan	6737-PAK	FIN AGMNT SUS ECO DEVL POL FIN			256.11		256.11	42,830.22		42,830.22		Prog./ Budgetary Support
268	MDTF	Grant	TF0A7171-MDTF	Digital Jobs for KP	280.500	1.700								Project
269	IDA	Loan	6242-PAK	Sakhar Barrages Additional Financing	1,650.000	10.000								Project
270	IDA	Loan		National Immunization Support Program	495.000	3.000								Prog./ Budgetary Support
271	IDA	Loan		Preparation Advance Facility of World Bank proposed Khyber Pakhtunkhwa Hydro Power Development Project (IDA). CDWP 15-04-2019. (\$4	300.000	1.818								Project
272	IDA	Loan		Pakistan Goes Global	6,600.000	40.000								Prog./ Budgetary Support
273	IDA	Loan		Sindh Social Protection	825.000	5.000								Prog./ Budgetary Support
274	IDA	Loan		Pakistan Housing Finance	825.000	5.000								Prog./ Budgetary Support
275	IDA	Loan		Sindh Education & Skills Development	3,465.000	21.000								Prog./ Budgetary Support

**DISBURSEMENT AGAINST BUDGET ESTIMATES (B/E) OF FOREIGN ECONOMIC ASSISTANCE DURING 2020-21**

Fig. in Million

S. No.	Donor	Type of Aid	Project No.	Name of Project / Programme	(B/E) 2020-21		Disbursement During 2020-21						Purpose	
					PKR	US\$	US\$			PKR				
							July-August	September	July-Sep	July-August	September	July-Sep		
276	IDA	Loan		Sindh human Capital Project	2,475.000	15.000								Prog./ Budgetary Support
277	IDA	Loan		Solid waste emergency efficiency project	825.000	5.000								Project
278	IDA	Loan		Punjab urban land record	1,650.000	10.000								Project
279	IDA	Loan		Punjab rural sustainable water supply	825.000	5.000								Project
280	IDA	Loan		KP urban Management	165.000	1.000								Project
281	IDA	Loan		Strengthening of institutions for refugees administration	990.000	6.000								Prog./ Budgetary Support
282	IDA	Loan		COVID-Response Safety Net	6,600.000	40.000								Project
283	IDA	Loan		COVID-Response Sindh Health Program	1,650.000	10.000								Project
284	IDA	Loan		KP Human Capital Project	1.650	0.010								Project
285	IDA	Loan		Balochistan Human Capital Project	825.000	5.000								Project
286	IDA	Loan		Sindh Human Capital Project	2,475.000	15.000								Project
287	IDA	Loan		Khyber Pass Eco. Corridor	500.000	3.030								Project
288	IDA	Loan		KP Renewable Energy Project	1,400.025	8.485								Project
289	IFAD	Loan	837-Pak	Gawadar Lasbella Livelihood Project	412.500	2.500								Project
290	IFAD	Loan	IFAD-2000001114	Economic Transformation ETI-GB	2,000.000	12.121								Project
291	IFAD	Loan	IFAD-20X-1958	National Poverty Graduation Program	4,950.000	30.000								Project
292	IFAD	Loan	2000001985	Add. Financing for "Southern Punjab Poverty Alleviation Project"	2,475.000	15.000	1.59	1.58	3.17	265.08	262.25	527.33		Project
293	MDTF	Grant	TF-17353	DEVELOPING A.L. N RURL PAK RANG			0.00	-0.09	-0.09	0.00	-15.09	-15.09		Project
294	MDTF	Grant	TF-A3352-MDTF	Governance and policy reform program	345.000	2.091								Project
295	MDTF	Grant	TF-A2189	National Immunization Support Program	171.000	1.036								Project
296	MDTF	Grant		Balochistan Livelihood & Entrepreneurship Project	1.650	0.010								Project
297	MDTF	Grant	TF-A3301-MDTF	Governance and policy reform prject (Merged Districts of Kp)	230.000	1.394								Project
298	MDTF	Grant	TF-99175	Economic Revitalization of [KP]	1,155.000	7.000								Project
299	MDTF	Grant	3361	Governance & Policy Project in KP	577.500	3.500								Project
300	MDTF	Grant	TF-A5202	Nutrition Sensitive Agriculture Project	430.000	2.606	1.50		1.50	249.79		249.79		Project



