

Monthly Bulletin
FOREIGN ECONOMIC
ASSISTANCE



JUNE
2020



Ministry of Economic Affairs
Government of Pakistan

MONTHLY BULLETIN

FOREIGN ECONOMIC ASSISTANCE

June, 2020



Policy Analysis & Development Wing
Ministry of Economic Affairs

TABLE OF CONTENTS

PREFACE	iv
Introduction.....	1
Monthly External Inflows	2
External Inflows from Bilateral & Multilateral Sources.....	3
Monthly External Outflows	4
Net Transfers.....	5
<i>Annexure</i>	7

LIST OF TABLES

Table 1: External Public Debt Servicing	5
Table 2: Net Transfers (July-May 2019-20)	6

LIST OF FIGURES

Figure 1: Budget Allocation and Provisional External Inflows	3
Figure 2: Purpose-wise External Inflows.....	3
Figure 3: Disbursement from Multilateral and Bilateral Sources.....	4

PREFACE

Policy Analysis & Development Wing of Ministry of Economic Affairs has prepared this '*Monthly Bulletin of Foreign Economic Assistance*' to provide external inflows and outflows position of foreign economic assistance received from/to multiple sources against their budget allocation for the entire fiscal year. It is expected that this Monthly Bulletin will be a comprehensive, informative and useful document for decision makers, researchers, planners, economists and other groups of beneficiaries.

The Monthly Bulletin is a review of monthly external inflows and outflows position and is divided into three parts. First part compares accumulated monthly external inflows with budget allocation for entire fiscal years. Second part reviews accumulated monthly external outflows. Last section discusses net transfer position of the government. Data for the Bulletin is obtained from Debt Management and Financial Analysis System (DMFAS) database managed by Debt Recording and Reporting Center, Economic Affairs Division, Government of Pakistan. Electronic copy of the Bulletin can be downloaded from Ministry of Economic Affairs' Website (www.ead.gov.pk).

Suggestions for further improvement will be highly appreciated and welcomed.

DR. MUHAMMAD ARSHAD
CHIEF (POLICY)

Islamabad, July, 2020

TEAM MEMBERS

MR. ZULFIQAR HAIDER

Team Leader / Additional Secretary

Ministry of Economic Affairs

Government of Pakistan

Tel : 051- 9205327

Fax: 051- 9104016

E-mail: adlsecy-2@ead.gov.pk

DR. MUHAMMAD ARSHAD

Deputy Team Leader / Chief (Policy)

Ministry of Economic Affairs

Government of Pakistan

Tel : 051 - 9103842

Fax: 051 - 9104016

E-mail: chief@ead.gov.pk

MR. UMAR FAROOQ

Assistant Chief (Policy-II)

Ministry of Economic Affairs

Government of Pakistan

Tel : 051 - 9207960

Fax: 051 - 9104016

E-mail: policy-2@ead.gov.pk

MR. MUHAMMAD MAQBOOL KHAN

Network System Administrator (DRRC)

Ministry of Economic Affairs

Government of Pakistan

Tel : 051 - 9202439

Fax: 051 - 9104016

E-mail: nsa@ead.gov.pk

MR. MUHAMMAD AZAM SIDDIQUI

Coordinator

Ministry of Economic Affairs

Government of Pakistan

Tel : 051 - 9207960

Fax: 051 - 9104016

E-mail: policy-2@ead.gov.pk

Introduction

Many developing countries including Pakistan do not have sufficient funds to provide public goods such as power generation and its distribution, water reservoirs, clean drinking water & sanitation, health, education, public transport or waste disposal facilities. Although such goods are essential for socio-economic development, their economic rate of return is so uncertain that private investors are unwilling to provide them on a large scale. In this regard foreign assistance can be a substitute to ensure private capital in such instances. In case of Pakistan it helps in providing the requisite funds for investment in public goods which other-wise the international financial and capital markets will either not supply to Pakistan or would ensure at a higher market based rates. Hence, foreign assistance could be a major source of capital formation, accelerating the economic growth and helping to promote socio-economic and human development in Pakistan.

The Government of Pakistan is receiving foreign aid from various bilateral and multilateral development partners in the shape of project aid, program aid and technical assistance. Project aid is obtained for financing development projects. Program aid is generally provided to support government's budgetary requirements and to help the government in implementing structural and sectoral reforms in the country. Similarly, technical assistance is usually provided by bilateral and multilateral development partners for conducting feasibility studies, institutional development and/or capacity development. The development partners provide foreign funds on concessional rates with longer maturity ranging from 20 to 40 years. In addition, the government also raises fund from international financial and capital markets from time to time to stabilize foreign exchange reserves and provide budgetary/balance of payments support.

World Bank, Asian Development Bank, Islamic Development Bank and Asian Infrastructure and Investment Bank are major multilateral while China, Japan, Saudi Arabia, Germany, France, UK and USA are main bilateral development partners of the government. These development partners are providing foreign economic assistance in the form of project and program loans/aid as well as technical assistance.

The analysis of monthly external inflows during July-June, 2019-20 reveals certain important points which are discussed in the following paragraphs. Loan and Grant-wise details are Annexed.

Monthly External Inflows

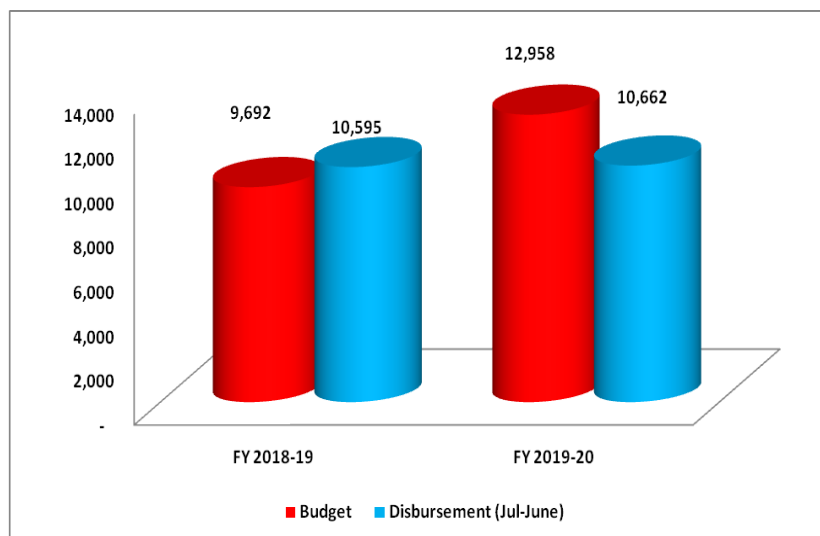
During the entire fiscal year 2019-20 the Government has received \$10,662 million total external inflows from multiple financing sources¹ which are 82 percent of annual budget estimates of \$12,958 million for the entire fiscal year 2019-20 (see **Figure 1**). The gap between the budgetary target of \$13 billion and the actual inflows of \$ 10.6 billion is primarily because government was unable to issue Eurobonds of amount \$3,000 million in the international capital markets. In the corresponding period of fiscal year 2018-19 the external inflows were \$10,595 million which were around (109 %) of the annual budgeted amount of \$9,692 million. In the aftermath of Covid-19 and its persistence in the country the disbursements of project aid from development partners dried up during the last quarter of the outgoing fiscal year 2019-20. The pandemic has closed down most of the economic activities across the country which also slowed down development project activities. However, ease in the lockdown by the Government may lead to jack-up the project financing in the coming months.

In spite of challenging circumstances, Ministry of Economic Affairs through its vigorous efforts has managed to secure external inflows of \$1,903 million during the month of June, 2020. The government received program loan of \$500 million from World Bank for budgetary support, \$500 million each from Asian Development Bank (ADB) & Asian Infrastructure Investment Bank (AIIB) for scaling up spending on health and social protection to mitigate Covid-19 adverse effects. The aforementioned program loans are also expected to build foreign exchange reserves and stabilize Pak. rupee against the US dollar.

The total receipt of \$10,662 million constitutes \$4,000 million or 37% as program/budgetary support assistance from Asian Development Bank, World Bank, Korea and U.K. to restructure Pakistan's economy; \$3,373 million (32%) as foreign commercial borrowing to repay maturing international Sukuk and other foreign commercial loans; and \$1,694 million (16%) as project assistance to finance its development projects activities for improving the socio-economic development of the country and for asset creation (see **Figure 2**). Remaining \$1,583 million (15%) were received for commodity financing.

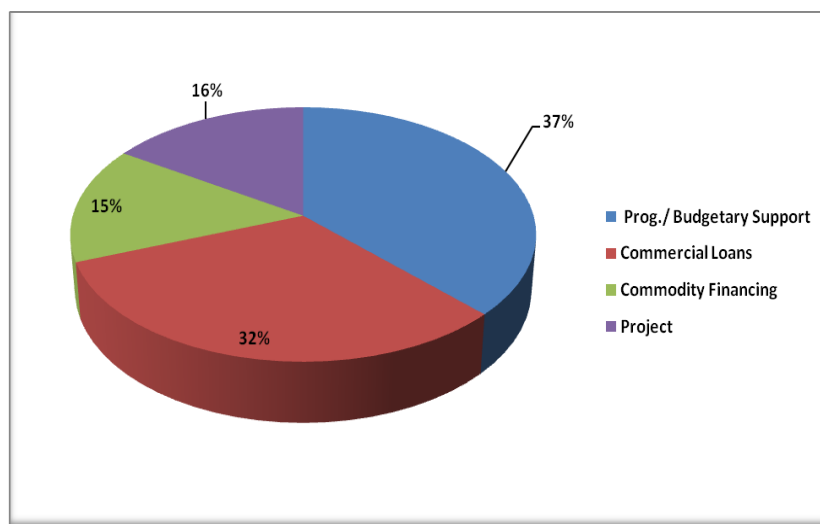
¹It includes financing from bilateral and multilateral development partners, foreign commercial borrowing and commodity financing from Islamic Development Bank and Saudi Arabia.

Figure 1: Budget Allocation and Provisional External Inflows



Data Source: Debt Recording and Reporting Center, EAD

Figure 2: Purpose-wise External Inflows



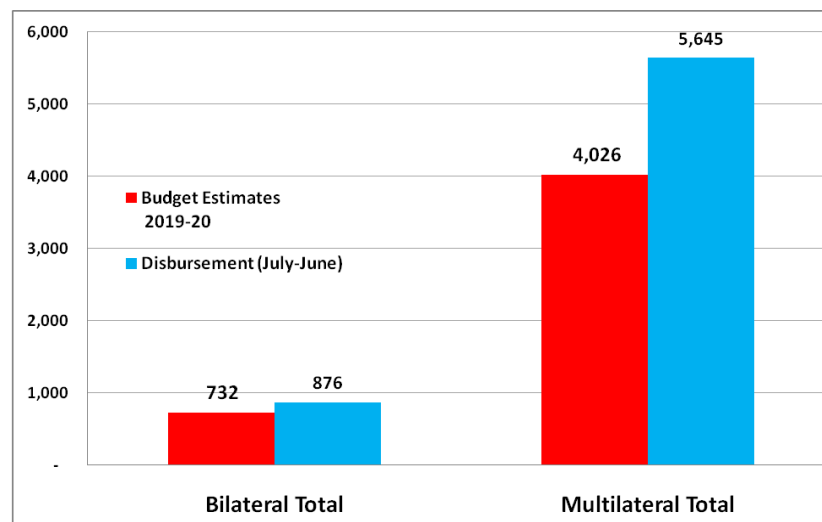
Data Source: Debt Recording and Reporting Center, EAD

External Inflows from Bilateral & Multilateral Sources

The Bilateral and Multilateral Development Partners have disbursed \$6,521 million of foreign economic assistance during fiscal year 2019-20 against the budgetary allocation of \$4,758 million for fiscal year 2019-20 on concessional terms with longer maturity (see **Figure 3**). Amongst the multilateral development partners, Asian Development Bank provided \$2,824 million including the ADB's budgetary support loans amounting to \$2.3 billion to address fiscal imbalances, ensure macroeconomic stability and secure financial sustainability in the country.

Islamic Development Bank disbursed \$815 million under the oil credit facility out of \$1.1 billion budgeted for the fiscal year 2019-20. World Bank disbursed \$1,376 million against the budgetary allocation of \$1,163 million. While from bilateral sources, the leading donors were China (\$487 million), UK (\$128 million), Korea (\$96 million) and USA (\$75 million). Saudi Arabia has given \$768 million worth of oil against the annual credit facility of \$3.2 billion.

Figure 3: Disbursement from Multilateral and Bilateral Sources



Data Source: Debt Recording and Reporting Center, EAD

Monthly External Outflows

During July – May, 2019-20 total servicing of external public debt was \$8,976 million against the annual repayment estimates of \$10,423 million for the entire Fiscal Year (see **Table 1**). Of which, \$7,361 million (82% of total external public debt servicing) was repaid as principal and \$1,615 million (18%) as interest on the outstanding stock of external public debt. Around 61% of total external public debt repaid during Fiscal Year 2019-20 constitutes the repayments of some of the foreign commercial loans and international Sukuk which were obtained/issued by the previous government.

During the first eleven months of current fiscal year, the government settled \$3,712 million worth of foreign commercial loans and repaid \$1,000 million worth of international Sukuk issued in December, 2014. Similarly the government has also repaid \$1,923 million to multilateral and \$725 million to bilateral development partners. Considering foreign exchange constraints, financing of development projects and repayments of these huge external public debts compel the incumbent government to further borrow from multiple sources.

Table 1: External Public Debt Servicing²

(\$ Million)

Source	Budget Estimates FY 2019-20			Actual (July –May, 2019-20)		
	Principal	Interest	Total	Principal	Interest	Total
Bilateral	1,112	652	1,764	725	336	1,061
Multilateral	2,276	448	2,723	1,923	464	2,387
Commercial	3,635	700	4,335	3,712	414	4,126
Eurobond/Sukuk	1,000	600	1,600	1,000	315	1,315
China Safe Deposit	-	-	-	-	85	85
Total	8,023	2,400	10,423	7,361	1,615	8,976

Data Source: Debt Management Wing, EAD

Net Transfers

Net transfer is one of the important concepts in debt management. It is estimated by taking difference between receipt and repayment of external public loans. Positive balance shows increase in external debt stock while negative balance shows reduction in external debt stock. Implication for positive or negative balance varies from country to country and depends upon country's macroeconomic condition. If a country is in balance of payments crisis and faces shortage of foreign exchange, positive balance helps country to manage its crisis up to some extent and strengthen foreign exchange reserves. Further, the net transfers is a flow concept whereas external debt is a stock concept, therefore, these two are not directly comparable. However, net transfers give us a fair idea how external public debt will change.

For the period July-May, 2019-20, net transfers to the government were (\$986) million³(see **Table 2**). Negative net transfers mainly came due to repayments of commercial loans and Sukuks obtained/issued by the former governments. Interestingly, the stock of external loans which was obtained on market based instruments has declined by \$ 2,639 million and the share of concessional external loans with longer maturity increased by \$1,748 million.

² Reconciliation of external public debt servicing with State Bank of Pakistan and AGPR is underway. Therefore, these figures are provisional and subject to change

³ Since net transfers are estimated on actual exchange rate whereas external public debt stock is estimated on a particular point of time, therefore, due to difference in exchange rate these two numbers may differ.

Table 2: Net Transfers (July-May 2019-20)

(\$ Million)

Source	External Loan Inflow	External Loan Outflow	Net Transfers
Bilateral	630	725	(95)
Multilateral	3,671	1,923	1,748
Commercial/Sukuk	2,073	4,712	(2,639)
Total	6,374	7,360	(986)

Data Source: Debt Management Wing, EAD

Annexure

DISBURSEMENT AGAINST BUDGET ESTIMATES OF FOREIGN ECONOMIC ASSISTANCE DURING 2019-20

Fig. in Million

S.No.	Donor	Type of Aid	Project No.	Name of Project / Programme	(B/E) 2019-20		Disbursement During 2019-20						Purpose
					PKR	US\$	US\$			PKR			
							July-May	June	July-June	July-May	June	July-June	
1	ADB	Loan	3264-PAK	Second flood emergency reconstruction & resilie	310.000	2.067							Project
2	ADB	Loan	3264-PAK	Second flood emergency reconstruction & resilience project			4.52		4.52	706.60		706.60	Project
3	ADB	Loan	3700-PAK	Water Resource Management Project	400.000	2.667	3.13		3.13	489.74		489.74	Project
4	ADB	Grant	597-PAK	Water Resource Management Project	25.000	0.167							Project
5	ADB	Grant	9197-PAK	Piloting High Value Agriculture in Balochistan	50.000	0.333							Project
6	ADB	Loan	3049-PAK (SF)	Social Protection Development Project	500.000	3.333	5.53		5.53	876.12		876.12	Project
7	ADB	Loan	3300-PAK	Motorway M4-Gojra-Shorkot Section			0.000		1.71	282.16		282.16	Project
8	ADB	Loan	3473-PAK	National Disaster Risk Management fund.	1,200.000	8.000	0.74		0.74	119.32		119.32	Project
9	ADB	Loan	3474-PAK(SF)	National Disaster Risk Management fund.	300.000	2.000	1.72		1.72	266.32		266.32	Project
10	ADB	Grant	0519-PAK	National Disaster Risk Management Fund	15.000	0.100							Project
11	ADB	Grant	639-PAK	National Disaster Risk Management Fund	15.000	0.100							Project
12	ADB	Loan	3239-PAK(SF)	FATA Water Resource Development Project	414.000	2.760	3.36		3.36	533.86		533.86	Project
13	ADB	Loan	3804-PAK(COL)	Trade & Competitiveness - Subprogram-1	75,000.000	500.000	500.00		500.00	79,149.99		79,149.99	Prog./ Budgetary Support
14	ADB	Loan	3881-PAK	Energy Sector Program Loan	45,000.000	300.000	300.00		300.00	46,509.03		46,509.03	Prog./ Budgetary Support
15	ADB	Loan	3837-PAK	Social Protection Development. Project			128.99	13.29	142.29	20,042.68	2,168.53	22,211.21	Project
16	ADB	Loan	3882-PAK	Economic Stabilization Program			1,000.00		1,000.00	155,030.11		155,030.11	Prog./ Budgetary Support
17	ADB	Loan		Capital Markets Development Program-I	45,000.000	300.000							Prog./ Budgetary Support
18	ADB	Loan	6009	Mass Transit Facility in Peshawar (PDA)	130.908	0.873							Project
19	ADB	Loan	3543	Peshawar Bus Rapid-Transit	5,816.633	38.778	9.64		9.64	1,510.46		1,510.46	Project
20	ADB	Loan	3476-PAK	Access to Clean Energy - Solarization of Schols Project	3,069.000	20.460	47.45		47.45	7,381.53		7,381.53	Prog./ Budgetary Support

DISBURSEMENT AGAINST BUDGET ESTIMATES OF FOREIGN ECONOMIC ASSISTANCE DURING 2019-20

Fig. in Million

S.No.	Donor	Type of Aid	Project No.	Name of Project / Programme	(B/E) 2019-20		Disbursement During 2019-20						Purpose	
					PKR	US\$	US\$			PKR				
							July-May	June	July-June	July-May	June	July-June		
41	ADB	Loan	3577-III	220KV Mirpur Khas G/S alongwith allied T/Ls.	980.000	6.533								Project
42	ADB	Loan	3577-IV	220-Kv Dera Ismail Khan-Zhob Transmission line alongwith 220-KV Zhob Sub-Station	1,200.000	8.000								Project
43	ADB	Loan	3577-Total	2ND Power Transmission Enhancement Investment Program			18.94	2.03	20.97	2,996.68	336.44	3,333.12		Project
44	ADB	Loan		Evacuation of Power from 500 MW Wind Power Plants Jhimpir & Gharo Clusters	600.000	4.000								Project
45	ADB	Loan	3160	Trimmu & Panjnad Barrage Improvement Project	2,250.000	15.000	16.09	2.38	18.47	2,482.89	395.79	2,878.68		Project
46	ADB	Loan	3159-PAK	Trimmu & Punjnad Improvement Project	750.000	5.000	6.61		6.61	1,032.62		1,032.62		Project
47	ADB	Loan	3562	Punjab Intermediate Improvement Investment program	1,000.000	6.667	4.74		4.74	941.10		941.10		Project
48	ADB	Loan		Access to Clean Energy	3,750.000	25.000								Prog/ Budgetary Support
49	ADB	Loan	3344	Development of Integrated Transit Management System under ADB regional Improvement Border Service Project	100.000	0.667	23.14	0.72	23.86	3,666.64	118.00	3,784.64		Project
50	ADB	Loan	PDA-6008	Karachi Bus Rapid Transit Facility	430.690	2.871	3.24		3.24	515.50		515.50		Project
51	ADB	Loan		Karachi Sustainable Bus Rapid Transit Project	10,000.000	66.667								Project
52	ADB	Loan	3305-PAK	Sindh Province Road Improvement Project	6,721.920	44.813	13.82	0.43	14.25	2,294.34	72.36	2,366.70		Project
53	ADB	Loan	3469	Enhancing Public Private Partnership in Sindh, F	1,500.000	10.000	7.30		7.30	1,130.16		1,130.16		Project
54	ADB	Grant	518	Enhancing Public Private Partnership in Sindh, F	500.000	3.333	13.92		13.92	2,156.50		2,156.50		Project
55	ADB	Grant	0562	Enhancing Public Private Partnership in Punjab, Pakistan			3.63		3.63	565.65		565.65		Project
56	ADB	Grant	0440-PAK(EF)	Motorway M-4 Gojra-Sorkot	0.000	0.000	4.17		4.17	648.58		648.58		Project
57	ADB	Grant	0482-PAK(EF)	Motorway M-4 Gojra-Sorkot-khanewal	0.000	0.000	0.76		0.76	123.50		123.50		Project
58	ADB	Grant	0451-PAK	National Highway Network Development Program N-50 & N-70		0.000	18.22		18.22	2,878.44		2,878.44		Project

DISBURSEMENT AGAINST BUDGET ESTIMATES OF FOREIGN ECONOMIC ASSISTANCE DURING 2019-20

Fig. in Million

S.No.	Donor	Type of Aid	Project No.	Name of Project / Programme	(B/E) 2019-20		Disbursement During 2019-20						Purpose
					PKR	US\$	US\$			PKR			
							July-May	June	July-June	July-May	June	July-June	
59	ADB	Loan	3134-PAK	National Highway Network Development		0.000	1.74		1.74	268.53		268.53	Project
60	ADB	Loan	3378	Post-Flood National Highways Rehabilitation of National Highways due to unprecedented rains & flash Floods 2010 (Revised)	7,500.000	50.000	20.73	0.12	20.85	3,213.89	19.41	3,233.29	Project
61	ADB	Loan	3420-Pak (SF)	3rd Power Transmission Enhancement Investment Program		0.000	0.66		0.66	106.00		106.00	Project
62	ADB	Loan	3574	CAREC-DIP-Project1		0.000	10.01	0.73	10.74	1,561.77	118.67	1,680.44	Project
63	ADB	Loan	3599-PAK	Jalalpur Irrigation Project	2,000.000	13.333	5.24		5.24	813.87		813.87	Project
64	ADB	Loan	3636-PAK	Enhancing Public.Private Partnership	500.000	3.333							Project
65	ADB	Loan	3328	MFF-II: Power Distribution Enhancement Investment Program Tranche-1 (Advance Metering Project for IESCO	2,500.000	16.667	0.30		0.30	50.64		50.64	Project
66	ADB	Loan	3329	MFF-II: Power Distribution Enhancement Investment Program SC (Advance Metering Project for IESCO	990.000	6.600							Project
67	ADB	Loan	3395	Construction of Faisalabad-Khanewal (M-\$) 184 km	4,000.000	26.667	7.77	0.63	8.40	1,209.92	102.10	1,312.02	Project
68	ADB	Loan	3602	KP Provincial Roads - Project (214KM) - Khyber Pakhtunkhwa		0.000	0.30		0.30	47.25		47.25	Project
69	ADB	Loan	3756	KP Provincial Roads Improvement Project (Additional Financing)	3,400.000	22.667	8.92	0.15	9.08	1,384.23	25.01	1,409.24	Project
70	ADB	Loan	3677-I	500-KV Lahore ,North	600.000	4.000							Project
71	ADB	Loan	3677-II	Evacuation of Power from Suki Kinari, Kohala, Mahal HPPs (500 KV Maira Switching Station)	5.000	0.033							Project
72	ADB	Loan	3677-III	200-KV Jauarabad G/S alongwith allied T/Ls	119.700	0.798							Project
73	ADB	Loan	3677-IV	Instillation of Pilot Battery Energy Storage System at 220 Kv Jhimpir G/Station	164.500	1.097							Project
74	ADB	Loan	3677-V	500 KV Moro Gridstation	10.000	0.067							Project
75	ADB	Loan	3677-Total	2ND Power Transmission Enhancement Investment Program- Tranch-III			7.56	0.95	8.51	1,182.39	158.73	1,341.12	Project

DISBURSEMENT AGAINST BUDGET ESTIMATES OF FOREIGN ECONOMIC ASSISTANCE DURING 2019-20

Fig. in Million

S.No.	Donor	Type of Aid	Project No.	Name of Project / Programme	(B/E) 2019-20		Disbursement During 2019-20						Purpose
					PKR	US\$	US\$			PKR			
							July-May	June	July-June	July-May	June	July-June	
96	China	Loan	PBC-OLL15-34377	Orange Line in Lahore Project	8,830.000	58.867	40.51		40.51	6,294.39		6,294.39	Project
97	China	Loan	BC-OLL-2015	Orange Line in Lahore Project	0.000	0.000	2.92		2.92	467.06		467.06	Project
98	China	Loan		Up-Gradaation of Pakistan Railway's Existing Mainline-1 (ML-1) and Establishment of Dryport near Havelian (2018-2022)	2,500.000	16.667							Project
99	China	Loan	GCL-2017-08-613	Pakistan Remote Sensing Satellite		0.000	10.25		10.25	1,582.08		1,582.08	Project
100	China	Loan		Pakistan Multi Mission Satellite (Pak Sat. MM1) Lahore & Karachi	410.000	2.733							Project
101	China	Loan		Pakistan Space Center (PSC) Islamabad, Lahore & Karachi	2,500.000	16.667							Project
102	China	Loan	ADD.BCL-CHINA-2	Neelum Jehlum Hydro power project	2,000.000	13.333	8.20		8.20	1,312.60		1,312.60	Project
103	China	Grant		PTV Terrestrial Digitalization of DTMB Through Grant in Aid	50.000	0.333							Project
104	Dubai Bank	Loan	NBD-19	Master Murabha Agreement			123.31		123.31	19,884.14		19,884.14	Prog./ Budgetary Support
105	China Dev. Bank	Loan	CDB 2019	Facility Agreement			700.00		700.00	108,567.76		108,567.76	Prog./ Budgetary Support
106	China Dev. Bank	Loan	CDB 2020	Facility Agreement			0.00	1,000.00	1,000.00	0.00	167,305.80	167,305.80	Prog./ Budgetary Support
107	Bank of China	Loan	BOC-2020	FACILITY AGREEMENT			200.00		200.00	33,518.72		33,518.72	Prog./ Budgetary Support
108	Bank of China	Loan	BOC-2020-1	FACILITY AGREEMENT, (300M)			0.00	300.00	300.00	0.00	50,057.10	50,057.10	Prog./ Budgetary Support
109	Ajman Bank PJS	Loan	AJMAN-2019-1	Master Murabha Agreement			155.61		155.61	24,216.41		24,216.41	Prog./ Budgetary Support
110	Ajman Bank PJS	Loan	AJMAN-2020	Master Murabha Agreement	300,000.000	2,000.000	74.15	0.01	74.15	12,309.83	1.58	12,311.41	Prog./ Budgetary Support
111	Dubai Bank	Loan	DIB2019	Master Murabha Agreement			193.05		193.05	30,098.81		30,098.81	Prog./ Budgetary Support
112	Dubai Bank	Loan	DIB-2019	Master Murabha Agreement			247.49		247.49	38,399.74		38,399.74	Prog./ Budgetary Support
113	SUISSE AG,UBL,ABL	Loan	MASHR2019	Financing Facility of 200(M)			50.00		50.00	8,062.50		8,062.50	Prog./ Budgetary Support
114	SUISSE AG,UBL,ABL	Loan	SUISSE-2019	TERM FACILITIES AGREEMENT			155.00		155.00	24,176.02		24,176.02	Prog./ Budgetary Support
115	SCB (London)	Loan	SCB-2019	Credit Facility OF US\$200			26.50		26.50	4,258.55		4,258.55	Prog./ Budgetary Support
116	Citi Bank	Loan	CITIBANK-2019	Short Term Financing Facility			148.19		148.19	23,710.71		23,710.71	Prog./ Budgetary Support

DISBURSEMENT AGAINST BUDGET ESTIMATES OF FOREIGN ECONOMIC ASSISTANCE DURING 2019-20

Fig. in Million

S.No.	Donor	Type of Aid	Project No.	Name of Project / Programme	(B/E) 2019-20		Disbursement During 2019-20						Purpose
					PKR	US\$	US\$			PKR			
							July-May	June	July-June	July-May	June	July-June	
117	EIB	Loan	EIB-0579-2015	Warsak HPP (Rehab: Phase-2)	720.338	4.802							Project
118	EU	Grant	ASIE/12/023-634	KP District Governance and Community Development Program-II	1,492.000	9.947							Prog./ Budgetary Support
119	EU	Grant		Balochistan Education Support	1,032.000	6.880							Prog./ Budgetary Support
120	EU	Grant		Warsak HPP (Rehab: Phase-2)	262.498	1.750							Project
121	EU	Grant	EU-2017/039288	DEV. THRO. ENHAN. EDU. PROG.			0.00	10.32	10.32	0.00	1,702.52	1,702.52	Project
122	Australia	Grant		Integration of Health Services Delivery with special focus on MNCH, LHW, EPI and Nutrition Program	400.000	2.667							Project
123	France	Loan	CPK-1022-01P	48 MW Jagran HPP-II, AJK	300.000	2.000	8.51		8.51	1,322.36		1,322.36	Project
124	France	Loan	CPK-1022-01P-GR	Capacity building of AJK Power Development Organization	0.000	0.000	0.19		0.19	29.46		29.46	Project
125	France	Loan	CPK101401R	34.5 MW Harpo HPP Skardu (Co-financing Kfw)	300.000	2.000	0.21		0.21	34.02		34.02	Project
126	France	Loan	3203-I	220 KV Chakdara S/S-IV	70.000	0.467							Project
127	France	Loan	3203-II	220 KV G/S & Allied T/L D.I Khan-IV	70.000	0.467							Project
128	France	Loan	3203-III	220 KV Nowshera S/S_IV	70.000	0.467							Project
129	France	Loan	3203-IV	220 KV Sub station Lalian-IV	210.000	1.400							Project
130	France	Loan	3203-V	Extention/Augmentation at 500/200-KV Rawat Sub-Station-IV	105.000	0.700							Project
131	France	Grant		AFD Support to PPIB for Tariff Based Bidding and Review of Feasibility Studies and Capacity Building	20.000	0.133							Project
132	France	Loan		Extention of water resources Faisalabad city Phase-II	2,589.243	17.262							Project
133	France	Loan	CPK-1031-02-R	Warsak Hydropower Project-II	399.690	2.665	0.20		0.20	30.73		30.73	Project
134	France	Loan	CPK-1036-01-V	Power Transmission Enhancement INV.PR Tranch-IV		0.000							Project
135	France	Loan	CPK 1045	BRT Peshawar		0.000	10.60		10.60	1,648.61		1,648.61	Project

DISBURSEMENT AGAINST BUDGET ESTIMATES OF FOREIGN ECONOMIC ASSISTANCE DURING 2019-20

Fig. in Million

S.No.	Donor	Type of Aid	Project No.	Name of Project / Programme	(B/E) 2019-20		Disbursement During 2019-20						Purpose	
					PKR	US\$	US\$			PKR				
							July-May	June	July-June	July-May	June	July-June		
136	France	Loan		Dargai HPP	50.000	0.333								Project
137	France	Loan	CPK-1031-01P	WARSAK REH. HYDROPOWER PROJECT			0.21		0.21	33.24		33.24		Project
138	France	Loan	CPK-1036-01-V	POW. TRANS. ENH. INV.PR TR4			2.91		2.91	466.57		466.57		Project
139	France	Loan	CPK-1041-01-R	Rehabilitation of Mangla Hydropower. Project	421.990	2.813	6.29		6.29	1,033.69		1,033.69		Project
140	GAVI	Grant		Strengthening of Expanded Program on Immunization	171.000	1.140								Project
141	GAVI	Grant		Strengthening of Expanded Program on Immunization	800.000	5.333								Project
142	Germany	Loan		Establishment of Pakistan Glacier Network	228.000	1.520								Project
143	Germany	Loan		32.5 MW HPP Atta-Abad Hunza	60.000	0.400								Project
144	Germany	Grant	10268	Social Health Protection Initiatives for KP	160.715	1.071	0.93	0.00	0.93	143.83	0.24	144.07		Project
145	Germany	Grant		Establishment of Blood transfusion Centers in KP-Phase-II	335.100	2.234								Project
146	Germany	Loan	GERM-2	220 KV Gridstation Ghazi Road	85.000	0.567	0.48		0.48	77.78		77.78		Project
147	Germany	Grant	GERM-2012	Development of Renewable Energy Hydro power	366.003	2.440	1.20		1.20	197.63		197.63		Project
148	Germany	Loan	CPK-1031-01P	Warsak HPP (Rehab: Phase-2)	417.674	2.784								Project
149	Germany	Loan	GERM-1	Keyal Khwar Hydropower Project	65.000	0.433								Project
150	Germany	Grant	KFW-GLACMON2016	Establishment of Pak. Glacier Monitoring Net Work	200.000	1.333	0.05		0.05	7.33		7.33		Project
151	Germany	Grant	201365675-GERM	Regional Infrastructure Fund, KP	500.000	3.333	0.61	0.16	0.76	96.62	26.47	123.09		Project
152	Germany	Grant	201468990-GERM	REINTEG. & REHAB. OF TDPS, (Merged Districts of KP	0.000	0.000	0.46		0.46	73.53		73.53		TDPs
153	Germany	Grant	201567486	Livelihood Support & PROM. P-2	150.000	1.000	4.67		4.67	730.31		730.31		Project
154	Germany	Grant	10226	Reconstruction of Health Infrastructure in AJK-Phase-I		0.000	0.07		0.07	10.84		10.84		Earthquake
155	Germany	Grant	GERMANY-2015-01	Health Infrastructure for AJK- Phase-II		0.000	0.34		0.34	52.54		52.54		Project

DISBURSEMENT AGAINST BUDGET ESTIMATES OF FOREIGN ECONOMIC ASSISTANCE DURING 2019-20

Fig. in Million

S.No.	Donor	Type of Aid	Project No.	Name of Project / Programme	(B/E) 2019-20		Disbursement During 2019-20						Purpose
					PKR	US\$	US\$			PKR			
							July-May	June	July-June	July-May	June	July-June	
176	IDA	Loan	5686-P	Disaster & climate resilience Multi Sector Projects	3,242.210	21.615	7.96	12.00	19.96	1,247.03	2,015.24	3,262.27	Project
177	IDA	Loan	5885-PAK	Balochistan Integrated Water Resource Project	2,094.000	13.960	9.77		9.77	1,532.09		1,532.09	Project
178	IDA	Loan	5973-PAK	National Social Protection Programme	3,606.200	24.041	24.57		24.57	3,933.26		3,933.26	Prog./ Budgetary Support
179	IDA	Loan	6139-Pak	FATA-TDP's Emergency Recovery Project	9,000.000	60.000	11.45		11.45	1,797.29		1,797.29	TDPs
180	MDTF	Grant	TF-A6592	Strengthening of External Debt Management in EAD		0.000	0.19		0.19	29.76		29.76	Project
181	IDA	Loan	5989-PAK	Pakistan Financial Inclusion and Infrastructure Project	300.000	2.000	0.18		0.18	27.31		27.31	Project
182	IDA	Loan	6170-PAK	Public Finance Management & Accountability Support Service	15,000.000	100.000	0.00	62.22	62.22	0.00	10,385.12	10,385.12	Prog./ Budgetary Support
183	IDA	Loan	6207-PAK	Pakistan Housing Finance	4,500.000	30.000	30.00	10.00	40.00	4,642.45	1,679.78	6,322.23	Prog./ Budgetary Support
184	IDA	Loan		KP Irrigated Agriculture Improvement Project	5.000	0.033							Project
185	IDA	Loan		Gabral-Kalam HPP (110 MW)	140.000	0.933							Project
186	IDA	Loan	6421-PAK	KP Revenue Mobilization and Resource Management Program PIR	4,500.000	30.000	11.10	12.92	24.02	1,850.81	2,125.78	3,976.59	Prog./ Budgetary Support
187	IDA	Loan		Human capital Policy	37,500.000	250.000							Prog./ Budgetary Support
188	IDA	Loan	6462-PK	Integrated Tourism Area Development Program	750.000	5.000	6.96	0.50	7.46	1,085.87	81.98	1,167.85	Project
189	IDA	Loan		Improvement & Remodeling of existing irrigation & drainage system	750.000	5.000							Project
190	IDA	Loan		KP Enhance Nutrition for Mother & Children Project	240.000	1.600							Project
191	IDA	Loan	5786-PAK	Expended Program on Immunization	1,500.000	10.000	6.98	6.85	13.83	1,116.87	1,137.25	2,254.12	Project
192	IDA	Loan	5498-Pak	Evacuation of power from 2160MW Dasu HPP Stage-I	500.000	3.333	28.55	0.87	29.42	4,509.24	144.60	4,653.84	Project
193	IDA	Loan	5409	500 KV HVDC system between Tajkistan & Pakistan for central Asia-CASA 1000	6,050.000	40.333	9.61		9.61	1,507.01		1,507.01	Project
194	IDA	Loan	5258-PAK	Punjab Health Sector Reforms Project	0.000	0.000	-0.20		-0.20	-30.80		-30.80	Prog./ Budgetary Support

DISBURSEMENT AGAINST BUDGET ESTIMATES OF FOREIGN ECONOMIC ASSISTANCE DURING 2019-20

Fig. in Million

S.No.	Donor	Type of Aid	Project No.	Name of Project / Programme	(B/E) 2019-20		Disbursement During 2019-20						Purpose
					PKR	US\$	US\$			PKR			
							July-May	June	July-June	July-May	June	July-June	
195	IDA	Loan	5081-PAK	Punjab Irrigated Agriculture Productivity Improvement	2,800.000	18.667	19.60	0.00	19.60	3,153.05	0.15	3,153.20	Project
196	IDA	Loan	5982-PAK	Punjab Tourism for Economic Growth Project	695.260	4.635	4.96		4.96	765.40		765.40	Project
197	IDA	Loan	5630-Pak	Punjab skills Development	1,877.540	12.517	1.66	4.00	5.66	271.82	654.95	926.78	Prog./ Budgetary Support
198	IDA	Loan		Punjab Resource & Revenue Management Program	5,250.000	35.000							Prog./ Budgetary Support
199	IDA	Loan	5536	Sindh Enhancement Nutrition for Mother & Children	300.000	2.000	2.00		2.00	311.40		311.40	Project
200	IDA	Loan	5556-PAK	Additional Financing for Sindh water sector improvement project	950.000	6.333	1.66	0.92	2.58	258.92	153.63	412.55	Project
201	IDA	Loan	6435-PAK	Pakistan Raises Revenue			0.00	64.59	64.59	0.00	10,779.94	10,779.94	Project
202	IDA	Loan	4947	Skill Dev, Sindh	0.000	0.000	-0.03		-0.03	-5.11		-5.11	Prog./ Budgetary Support
203	IDA	Loan	5494-PAK	Sindh Agriculture Growth Project	2,300.000	15.333	3.28	7.78	11.06	509.05	1,272.63	1,781.68	Project
204	IDA	Loan	5604-PAK	Sindh Irrigated Agriculture Productivity Enhancement Project	3,271.370	21.809	12.70	3.00	15.70	1,963.35	492.94	2,456.29	Project
205	IDA	Loan	5684-PAK	Sindh Barrages Improvement Project	3,949.950	26.333	10.00		10.00	1,568.75		1,568.75	Project
206	IDA	Loan	5888-PAK	Sindh Resilience Project	3,200.000	21.333	21.49	3.49	24.99	3,432.65	581.80	4,014.46	Project
207	IDA	Grant		Saaf Suthro Sindh (SSS) Program Scaling up of Rural Sanitation in Sindh	700.000	4.667							Project
208	IDA	Loan	6022-PAK	Karachi Neighbourhoods Improvement Project	4,693.730	31.292	13.30		13.30	2,096.50		2,096.50	Project
209	IDA	Loan	5584	Sindh Public Sector Management Reform	825.000	5.500	12.50		12.50	1,967.22		1,967.22	Prog./ Budgetary Support
210	IDA	Loan	5079	Tarbella 4th Extension Hydropower Project	3,000.000	20.000	-0.28		-0.28	-3.35		-3.35	Project
211	IDA	Loan	5497-Pak	Dasu Hydro power project Stage-I 2160MW	4,500.000	30.000							Project
212	IDA	Loan	5760-PAK	Water Sector Capacity Building -Indus 21-Additional Financing	200.000	1.333	3.45	0.02	3.47	536.88	3.68	540.55	Project
213	IDA	Loan	6047-PAK	Sindh Enhancing response for Stunting Project	602.000	4.013	7.00	8.08	15.08	1,166.43	1,348.51	2,514.94	Project

DISBURSEMENT AGAINST BUDGET ESTIMATES OF FOREIGN ECONOMIC ASSISTANCE DURING 2019-20

Fig. in Million

S.No.	Donor	Type of Aid	Project No.	Name of Project / Programme	(B/E) 2019-20		Disbursement During 2019-20						Purpose
					PKR	US\$	US\$			PKR			
							July-May	June	July-June	July-May	June	July-June	
218	IDA	Loan	8994-PK	Karachi Water & Sewerage Services Improvement Project	1,500.000	10.000	1.09		1.09	173.52		173.52	Project
219	IBRD	Loan	8995-PK	Karachi Mobility Project	300.000	2.000	0.96	3.00	3.96	148.36	492.94	641.31	Project
220	IBRD	Loan	8998-PK	Competitive and Livable City of Karachi (CLICK)	750.000	5.000	3.78	0.44	4.22	611.27	72.63	683.89	Project
221	IDA	Loan	6438-PAK	Assisting Governance and Access in Higher Education for Quality Enhancement	4,500.000	30.000							Prog./ Budgetary Support
222	IDA	Loan	6438-PAK	Higher Education Development Program of Pakistan			55.00	10.00	65.00	8,528.43	1,637.98	10,166.41	Project
223	MDTF	Grant	TFOA7171-MDTF	Digital Jobs for KP	140.000	0.933	1.90		1.90	295.59		295.59	Project
224	IDA	Loan		Karachi Urban Mobility Project-Yellow line	750.000	5.000							Project
225	IDA	Loan	6242-PAK	Sakhar Barrages Additional Financing	450.000	3.000	2.00		2.00	313.95		313.95	Project
226	IDA	Loan	3906-PAK	NWFP Community Infrastructure			0.02		0.02	3.53		3.53	Earthquake
227	IDA	Loan	6590-PK	Pandemic Response Effectiveness			79.40		79.40	13,165.11		13,165.11	Prog./ Budgetary Support
228	IDA	Loan	6647	Securing Human Investment. TO FOSTER.			0.00	506.19	506.19	0.00	84,262.33	84,262.33	Prog./ Budgetary Support
229	IDB	Loan	PAK-0148/149	Reconstruction & Rehabilitation of 277 Flood Damaged School Buildings in 10 Districts of AJK	1,000.000	6.667	3.45		3.45	533.54		533.54	Project
230	IDB	Grant	PAK-0162	Feasibility study mini Dams in Pothohar			0.02		0.02	2.90		2.90	Project
231	IDB	Loan	PAK-0145	Basic Education for all	120.000	0.800	0.78		0.78	121.15		121.15	Project
232	IDB	Grant	Pak-0015	Reverse Linkage Project between Pakistan Meteorological Department and Marmara Research Centre (MRC), Turkey (IDB)	19.500	0.130							Project
233	IDB	Loan	PAK1036	Support to the Polio Eradication (Phase-III)			60.00		60.00	9,315.29		9,315.29	Project
234	IDB [S-Term]	Loan	ITFC/PAK/0200	Commodity Murabha financing for import oil		0.000	303.68		303.68	48,245.75		48,245.75	Short-Term Cr.

DISBURSEMENT AGAINST BUDGET ESTIMATES OF FOREIGN ECONOMIC ASSISTANCE DURING 2019-20

Fig. in Million

S.No.	Donor	Type of Aid	Project No.	Name of Project / Programme	(B/E) 2019-20		Disbursement During 2019-20						Purpose
					PKR	US\$	US\$			PKR			
							July-May	June	July-June	July-May	June	July-June	
235	IDB [S-Term]	Loan	ITFC/PAK/0201	Commodity Murabha financing for import oil	165,000.000	1,100.000	418.44		418.44	65,093.32		65,093.32	Short-Term Cr.
236	IDB [S-Term]	Loan	ITFC/PAK/0202	Purchase of Crude Oil			50.00		50.00	7,730.87		7,730.87	Short-Term Cr.
237	IDB [S-Term]	Loan	ITFC-PAK/00203	Purchase of Crude Oil			42.73		42.73	6,614.41		6,614.41	Short-Term Cr.
238	IFAD	Loan	837-Pak	Gawadar Lasbella Livelihood Project	894.000	5.960	2.33		2.33	366.91		366.91	Project
239	IFAD	Loan	IFAD-2000001114	Economic Transformation ETI-GB	1,875.000	12.500	9.31	0.79	10.10	1,475.04	130.74	1,605.77	Project
240	IFAD	Loan	IFAD-20X-1958	National Poverty Graduation Program	2,250.000	15.000	15.00		15.00	2,375.97		2,375.97	Project
241	IFAD	Loan	2000001985	Add. Financing for "Southern Punjab Poverty Alleviation Project"	1,661.489	11.077	14.86		14.86	2,334.64		2,334.64	Project
242	Japan	Grant	1560200	Installation of Weather Serveillance RADAR in Karachi	130.000	0.867	6.76		6.76	1,079.92		1,079.92	Project
243	Japan	Grant		Installation of Weather Serveillance RADAR in Multan	20.000	0.133							Project
244	Japan	Grant	1460510	Establishment of Specialized Medium Range Weather Forecasting Centre (SMRFC) and Stregthening of Weather Forecasting System in Pakistna	20.000	0.133							Project
245	Japan	Loan	PK-P62	K.P Emergency Road Rehabilitation Project	8.205	0.055	0.00		0.00	0.09		0.09	Flood10- Others
246	Japan	Loan		K.P Rural Roads Improvement & Rehabilitation Project-II	100.000	0.667							Project
247	Japan	Grant		The Project for the Extension of Intensive Care Center at PIMS	400.000	2.667	2.25		2.25	363.90		363.90	Project
248	Japan	Loan	P-57	Widening & Strengthening of National Highway N-70 East West Road ===Rakhi-Gaj-Bewata	1,339.936	8.933	8.08		8.08	1,249.90		1,249.90	Project
249	Japan	Loan	P-58	Punjab T/L & Grid ===RY Khan Vehari, Chishtian, Gujrat, Shalamar	200.000	1.333	0.53		0.53	78.41		78.41	Project
250	Japan	Loan	P-61	Addition of 500/200 kv substation P/L for strengthening the existing NTDC system-Lahore New	400.000	2.667	0.78		0.78	117.30		117.30	Project

DISBURSEMENT AGAINST BUDGET ESTIMATES OF FOREIGN ECONOMIC ASSISTANCE DURING 2019-20

Fig. in Million

S.No.	Donor	Type of Aid	Project No.	Name of Project / Programme	(B/E) 2019-20		Disbursement During 2019-20						Purpose	
					PKR	US\$	US\$			PKR				
							July-May	June	July-June	July-May	June	July-June		
307	USA	Grant		Establishment of Urban Policy Unit	50.000	0.333								K.Lugar
308	USA	Grant	391-PUB-HEALTH	Strengthening of Health Services Academy	114.457	0.763	0.11	0.05	0.16	17.04	8.02	25.07		K.Lugar
309	USA	Grant		Strengthening of Technical Capacity Committee of NHSRCD	86.007	0.573								K.Lugar
310	USA	Grant	US-Municipal-12	Municipal Services Delivery	1,500.000	10.000								K.Lugar
311	USA	Grant	US-Municipal-12	Municipal Services Delivery	3,000.000	20.000								K.Lugar
312	USA	Grant	US-Municipal-Total	Municipal Services Delivery	[4500]	[30]	1.69	0.05	1.74	269.83	8.28	278.11		K.Lugar
313	USA	Grant	PEPA-FATA-DEC10	PEPA FATA DEC-10			13.52	3.04	16.56	2,131.79	499.11	2,630.89		K.Lugar
314	USA	Grant	PEPA-KPK-DEC10	PEPA-KPK DEC-10			3.42	0.24	3.66	542.04	39.68	581.72		K.Lugar
315	USA	Grant	US-SBEP-11	Sindh Basic Education Project	2,358.000	15.720	4.85	0.92	5.77	765.75	151.96	917.71		K.Lugar
316	USA	Grant	391-PEPA-GOLEN	Golen Gol Hydropower Project	71.400	0.476	1.51	3.62	5.13	239.44	595.80	835.24		K.Lugar
317	USA	Grant	391-PEPA-MANGLA	Mangla Refurbishment & Upgradation Project	1,078.010	7.187	8.41		8.41	1,315.41		1,315.41		K.Lugar
318	USA	Grant	391-GOMAL-AGR	Gomal Zam Dam Command Area Development	1,506.722	10.045	1.88	0.16	2.04	305.65	27.34	332.98		K.Lugar
319	USA	Grant	391-PEPA-GOMAL	Gomal Zam Dam Project	1.000	0.007								K.Lugar
320	USA	Grant	391-016-DOD	Kalat Quetta Chaman Road Project		0.000	10.85		10.85	1,707.89		1,707.89		K.Lugar
321	USA	Grant	391PEPA-ENR-KTD	Kurram Tangi Dam-I (Katiu Weir)	500.000	3.333	7.65	4.99	12.64	1,238.42	832.22	2,070.64		K.Lugar
322	USA	Grant		Evacuation of Power from 1224 MW Wind Power Plants at Jhimpir Clusters-II	35.000	0.233								Project
323	USA	Grant	DG/MSDP/KP-01	KP MUNICIPAL SERVICE PROGRAMME			0.00	0.45	0.45	0.00	75.61	75.61		Project
324	USA	Grant		Power Transmission lines for Patrind HPP AJK										Project
<i>Note: Provisional Disbursements as per information received and recorded in DAMFAS database by</i>					1,943,669.09	12,957.79	7,459.00	3,203.18	10,662.18	1,172,208.01	534,937.54	1,707,145.55		