



February, 2021

MONTHLY BULLETIN

**Foreign Economic
Assistance**

**Ministry of Economic Affairs
Government of Pakistan**

MONTHLY BULLETIN

FOREIGN ECONOMIC ASSISTANCE

February, 2021



Policy Analysis & Development Wing
Ministry of Economic Affairs

TABLE OF CONTENTS

Preface	iv
Introduction.....	1
Monthly External Inflows	2
External Inflows From Bilateral & Multilateral Sources	3
Monthly External Outflows	4
Net Transfers.....	5
<i>Annexure</i>	7

LIST OF TABLES

Table 1: External Public Debt Servicing.....	5
Table 2: Net Transfers (July-January 2020-21)	6

LIST OF FIGURES

Figure 1: Budget Allocation and Provisional External Inflows	3
Figure 2: Purpose-wise External Inflows.....	3
Figure 3: Disbursement from Multilateral and Bilateral Sources	4

PREFACE

The primary purpose of ‘*Monthly Bulletin of Foreign Economic Assistance*’ prepared by Policy Analysis & Development Wing of Ministry of Economic Affairs is to present the broader view of external inflows and outflows of foreign economic assistance received from multiple financing sources vis-a-vis their budgetary allocations for the entire fiscal year. Hopefully, the range of contents covered in this Monthly Bulletin will be all-inclusive, informative and useful for policy makers, researchers, planners, economists and all other stakeholders.

The Monthly Bulletin is a review of monthly external inflows and outflows position and is divided into three parts;

- i. First part compares accumulated monthly external inflows with budget allocations for entire fiscal years.
- ii. Second part reviews accumulated monthly external outflows.
- iii. Last section discusses net transfer position of the government.

Data for the Bulletin is obtained from Debt Management and Financial Analysis System (DMFAS) database managed by Debt Recording and Reporting Center, Ministry of Economic Affairs, Government of Pakistan. Electronic copy of the Bulletin can be downloaded from Ministry of Economic Affairs’ Website (www.ead.gov.pk).

Any suggestions for further improvement will be highly appreciated and welcomed.

DR. MUHAMMAD ARSHAD
CHIEF (POLICY)

Islamabad, March 2021

TEAM MEMBERS

MR. ZULFIQAR HAIDER

Team Leader / Additional Secretary

Ministry of Economic Affairs

Government of Pakistan

Tel : 051- 9205327

Fax: 051- 9104016

E-mail: adlsecy-2@ead.gov.pk

DR. MUHAMMAD ARSHAD

Deputy Team Leader / Chief (Policy)

Ministry of Economic Affairs

Government of Pakistan

Tel : 051 - 9103842

Fax: 051 - 9104016

E-mail: chief@ead.gov.pk

MR. UMAR FAROOQ

Assistant Chief (Policy-II)

Ministry of Economic Affairs

Government of Pakistan

Tel : 051 - 9207960

Fax: 051 - 9104016

E-mail: policy-2@ead.gov.pk

MR. MUHAMMAD MAQBOOL KHAN

Network System Administrator (DRRC)

Ministry of Economic Affairs

Government of Pakistan

Tel : 051 - 9202439

Fax: 051 - 9104016

E-mail: nsa@ead.gov.pk

MR. MUHAMMAD AZAM SIDDIQUI

Coordinator

Ministry of Economic Affairs

Government of Pakistan

Tel : 051 - 9207960

Fax: 051 - 9104016

E-mail: policy-2@ead.gov.pk

Introduction

Foreign assistance has been a key source of external financing for developing countries including Pakistan over the past several decades. Foreign assistance is used as to fill both a savings investment gap and a foreign exchange gap in the developing countries. It fuels economic growth through building infrastructure, supporting productive sectors such as agriculture, manufacturing education, health, power, water & sanitation and environment. Foreign assistance influences the process of development by increased investment in productive resources and transferring the modern technology. It is used to support and stabilize the economy following economic shocks. The project financing is a vital component of the total foreign assistance because project financing directly adds to the productive capacity of the recipient country.

In case of Pakistan, the foreign assistance is a major source of the foreign capital inflows and has a significant role for the country's economic development. Though, over the time the flow of FDI, portfolio investment and private investment have increased but Pakistan still requires investment in physical, financial & human capital. Therefore, foreign assistance in Pakistan could be a major source of socio-economic & human development, capital formation and it can trigger the economic growth.

The Government of Pakistan is receiving foreign assistance in the form of project financing, program financing and technical assistance from various bilateral and multilateral development partners. Project financing is obtained for financing development projects. Program financing is generally provided to support government's budgetary requirements and to help the government in implementing structural and sectoral reforms in the country. Similarly, technical assistance is usually provided by bilateral and multilateral development partners for conducting feasibility studies, institutional development and/or capacity development. The development partners provide foreign funds on concessional rates with longer maturity ranging from 20 to 40 years. In addition, the government also raises funds from international financial and capital markets from time to time to stabilize foreign exchange reserves and provide budgetary/balance of payments support.

World Bank, Asian Development Bank, Islamic Development Bank and Asian Infrastructure and Investment Bank are major multilateral while China, Japan, Saudi Arabia, Germany, France, UK and USA are main bilateral development partners of the government. These development

partners are providing foreign economic assistance in the form of project and program loans/aid as well as technical assistance.

The analysis of monthly external inflows during July-February, 2020-21 reveals certain important points which are discussed in the following paragraphs. Loan and Grant-wise details are Annexed.

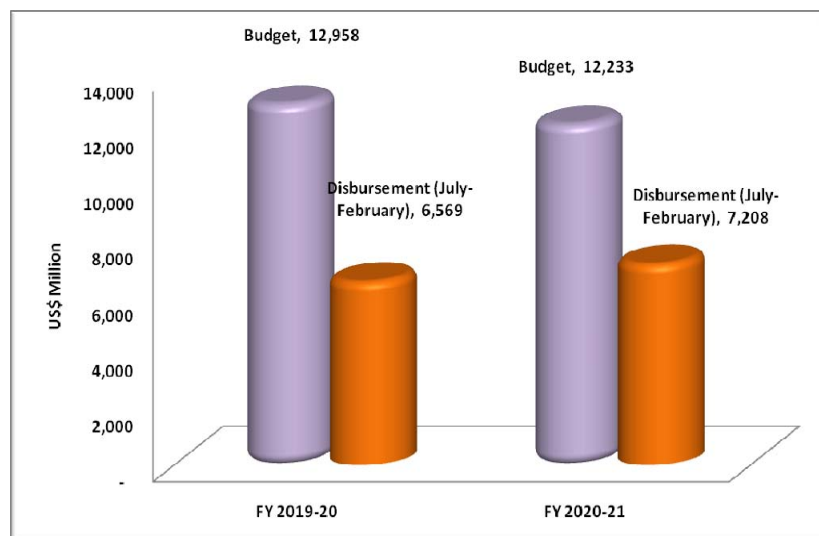
Monthly External Inflows

During July-February of fiscal year 2020-21 the Government has received \$7,208 million total external inflows from multiple financing sources¹ which are 59 percent of annual budget estimates of \$12,233 million for the entire fiscal year 2020-21 (see **Figure 1**). In the corresponding period of fiscal year 2019-20 the external inflows were \$6,282 million which were also around (51 %) of the annual budgeted amount of \$12,958 million.

The total receipt of \$7,208 million constitutes \$1,349 million or 19% as program/budgetary support assistance to restructure Pakistan's economy; \$3,110 million (43%) as foreign commercial borrowing to repay maturing foreign commercial loans; and \$1,350 million (19%) as project assistance to finance development projects activities for improving the socio-economic development of the country and for asset creation (see **Figure 2**) and \$399 million (05%) as commodity financing while \$1,000 million (14%) received as safe deposits from China.

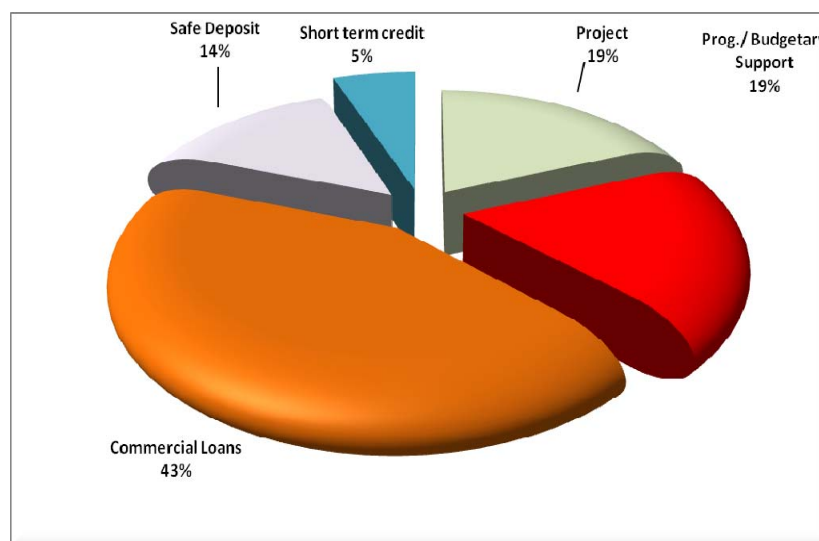
¹It includes financing from bilateral and multilateral development partners , foreign commercial borrowing & time deposits.

Figure 1: Budget Allocation and Provisional External Inflows



Data Source: Debt Recording and Reporting Center, EAD

Figure 2: Purpose-wise External Inflows



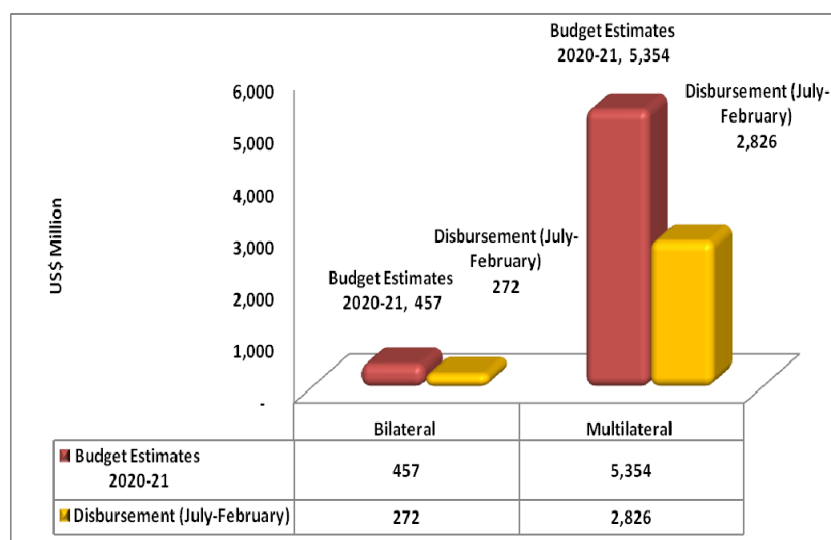
Data Source: Debt Recording and Reporting Center, EAD

External Inflows from Bilateral & Multilateral Sources

Disbursement from multilateral & bilateral development partners also maintained a strong trend and is US\$ 3,098 million during the period under review against the budgetary allocation of \$5,811 million for fiscal year 2020-21 on concessional terms with longer maturity (see **Figure 3**). These healthy inflows also helped to improve foreign exchange reserves and exchange

rate stability. Amongst the multilateral development partners, mainly Asian Development Bank provided \$1,210 million; World Bank disbursed \$909 million against the budgetary allocation of \$2,257 million. While from bilateral sources, France, USA and China provided \$34.8 million, \$76.6 million & \$95.4 million respectively. Increased level of external inflows from multilateral and bilateral development partners is indicative of their confidence in development priorities and policies of the government including implementation of reforms in the priority areas of fiscal and debt management, energy sector and ease of doing business,

Figure 3: Disbursement from Multilateral and Bilateral Sources



Data Source: Debt Recording and Reporting Center, EAD

Monthly External Outflows

The strong official inflows during the seven-months of current fiscal year helped the government to discharge its external public debt obligation of \$4,124 million against the annual repayment estimates of \$10,363 million for the entire Fiscal Year (see Table 1). Of which, \$3,474 million (84% of total external public debt servicing) was repaid as principal and \$650 million (16%) as interest on the outstanding stock of external public debt.

During July-January 2020-21, the government settled \$2,103 million worth of foreign commercial loans. Similarly the government has also repaid \$1,754 million to multilateral and \$103 million to bilateral development partners. Considering foreign exchange constraints, financing of development projects and repayments of these huge external public debts compel the incumbent government to further borrow from multiple sources.

Table 1: External Public Debt Servicing²

(\$ Million)

Source	Budget Estimates 2020-21			Actual (Jul-Jan 2020-21)		
	Principal	Interest	Total	Principal	Interest	Total
Bilateral	1,830	312	2,142	66	37	103
Multilateral	1,644	470	2,114	857	253	1,110
Commercial	3,923	430	4,353	1,934	169	2,103
Eurobond/Sukuk	-	440	440	-	129	129
IDB (Short-term)	1,113	81	1,194	617	27	644
IMF	-	120	120	-	-	-
Time Safe Deposit				-	35	35
Total	8,510	1,853	10,363	3,474	650	4,124

Data Source: Debt Management Wing, EAD

Net Transfers

Net transfer is one of the important concepts in debt management. It is estimated by taking difference between receipt and repayment of external public loans. Positive balance shows increase in external debt stock while negative balance shows reduction in external debt stock. Implication for positive or negative balance varies from country to country and depends upon country's macroeconomic condition. If a country is in balance of payments crisis and faces shortage of foreign exchange, positive balance helps country to manage its crisis up to some extent and strengthen foreign exchange reserves. Further, the net transfers is a flow concept whereas external debt is a stock concept, therefore, these two are not directly comparable. However, net transfers give us a fair idea how external public debt will change.

For the period July- January, 2020-21, net transfers to the government were \$3,037 million³ (see Table 2). Positive net transfers came mainly due to higher inflows from multilateral

² Reconciliation of external public debt servicing with State Bank of Pakistan and AGPR is underway. Therefore, these figures are provisional and subject to change

Development Partners & due to \$1,000 million in respect of time safe deposit from China. Interestingly, the stock of external loans which was obtained on market based instruments has increased merely by \$796 million and the share of concessional external loans with longer maturity increased by \$1,241 million.

Table 2: Net Transfers (July- January, 2020)

(\$ Million)

Source	External Loan Inflow	External Loan Outflow	Net Transfers
Bilateral	141	66	75
Multilateral	2,640	1,474	1,166
Commercial/Sukuk	2,730	1,934	796
Time Safe Deposit	1,000	-	1,000
Total	6,511	3,474	3,037

Data Source: Debt Management Wing, EAD

³ Since net transfers are estimated on actual exchange rate whereas external public debt stock is estimated on a particular point of time, therefore, due to difference in exchange rate these two numbers may differ.

Annexure

DISBURSEMENT AGAINST BUDGET ESTIMATES (B/E) OF FOREIGN ECONOMIC ASSISTANCE DURING 2020-21

Figures in Million

S.No.	Donor	Type of Aid	Project No.	Name of Project / Programmeddd	Executing Agency	Signing Date	Closing Date	(B/E) 2020-21		Disbursement during 2020-21						Purpose
								PKR	US\$	US\$			PKR			
										July-Jan	February	July-Feb	July-Jan	February	July-Feb	
1	ADB	Loan	3700-PAK	Water Resource Management Project	Balochistan	05.01.19	30.06.24	825.000	5.000	0.03		0.03	5.17		5.17	Project
2	ADB	Grant	597-PAK	Water Resource Management Project	Balochistan	05.01.19	30.06.24	16.500	0.100							Project
3	ADB	Grant	9197-PAK	Piloting High Value Agriculture in Balochistan	Balochistan	05.01.19	30.06.24	16.500	0.100							Project
4	ADB	Loan	3049-PAK (SF)	Social Protection Development Project	BISP	25.11.13	30.06.19	518.220	3.141							Project
5	ADB	Loan	3473-PAK	National Disaster Risk Management fund.	NDRMF	02.12.16	17.05.20	3,300.000	20.000	30.25		30.25	4,852.39		4,852.39	Project
6	ADB	Loan	3474-PAK(SF)	National Disaster Risk Management fund.	NDRMF	02.12.16	17.05.20	825.000	5.000	0.02		0.02	3.41		3.41	Project
7	ADB	Grant	0519-PAK	National Disaster Risk Management Fund	NDRMF	02.12.16	17.05.20	165.000	1.000							Project
8	ADB	Grant	639-PAK	National Disaster Risk Management Fund	NDRMF	22.03.19	17.05.20	71.190	0.431	0.30		0.30	47.38		47.38	Project
9	ADB	Grant	694	COVID-19 Emergency Response	Finance Division	03.11.20	31.12.20			2.00		2.00	319.55		319.55	Project
10	ADB	Grant	0578-PAK	Second Power Transmission Enhancement INV. P-P-3	PEPCO	13.12.18	31.12.23			0.02		0.02	2.81		2.81	Project
11	ADB	Loan	3134-PAK	National Highway Network DEV.BA	NHA	12.05.15	31.07.20			4.00		4.00	659.80		659.80	Project
12	ADB	Loan	3239-PAK(SF)	ATAA water resource Development Project (Merged Districts of FTD)	Finance Division	17.04.15	30.09.20	546.350	3.311	3.11		3.11	496.62		496.62	Project
13	ADB	Loan	3300-PAK	Motorway M4-Gojra-Shorkot Section	NHA	22.10.15	31.03.21			0.89		0.89	143.24		143.24	Project
14	ADB	Loan	4018-PAK(COL)	Trade & Competitiveness - Subprogram-II	Finance Division	27.11.20	31.12.21	49,500.000	300.000	300.00		300.00	48,090.09		48,090.09	Budgetary Support
15	ADB	Loan		Energy Sector Program Loan-II	Finance Division			49,500.000	300.000							Budgetary Support
16	ADB	Loan	3837-PAK	Social Protection Development Project	BISP	11.10.19	30.09.22	10,872.840	65.896	1.54		1.54	258.91		258.91	Project
17	ADB	Loan	3845-PAK(COL)	Sindh Secondary Education Improvement	Sindh	19.06.20	30.06.26			0.82		0.82	130.13		130.13	Project
18	ADB	Loan	3975-PAK	Capital Market Dev Prog	Finance Division	30.09.20	30.09.21			9.80		9.80	1,621.73		1,621.73	Budgetary Support
19	ADB	Loan	3976-PAK(COL)	3rd Capital Markets Development Program-I	Finance Division	30.09.20	30.09.21	49,500.000	300.000	290.20		290.20	48,043.28		48,043.28	Budgetary Support
20	ADB	Loan	6009	Mass Transit Facility in Peshawar	KP	05.01.17	01.01.19	134.647	0.816							Project
21	ADB	Loan	3543	Peshawar Bus Rapid-Transit	KP	12.09.17	31.12.21	3,300.000	20.000	8.67	0.08	8.75	1,412.50	12.94	1,425.44	Project
22	ADB	Loan	3476-PAK	Access to Clean Energy - Solarization of Schols Project	KP	07.02.17	31.12.21	2,475.000	15.000	16.51	6.26	22.77	2,652.38	987.88	3,640.26	Budgetary Support
23	ADB	Loan		Construction of Balakot HPP	KP			16.500	0.100							Project
24	ADB	Loan	3601	Provincial Roads Rehabilitation Proj	KP	14.03.18	30.06.23	5,420.270	32.850	18.40	0.32	18.72	3,025.85	51.26	3,077.10	Project

DISBURSEMENT AGAINST BUDGET ESTIMATES (B/E) OF FOREIGN ECONOMIC ASSISTANCE DURING 2020-21

Figures in Million

S.No.	Donor	Type of Aid	Project No.	Name of Project / Programmeddd	Executing Agency	Signing Date	Closing Date	(B/E) 2020-21		Disbursement during 2020-21						Purpose
								PKR	US\$	US\$			PKR			
										July-Jan	February	July-Feb	July-Jan	February	July-Feb	
154	IDB	Loan	PAK1036	Polio Eradicatio Program PIV	NHSRCD	02.09.19	31.12.21			15.00		15.00	2,459.25		2,459.25	Project
155	IDB [S-Term]	Loan	ITFC-PAK/00201	Purchase of Crude Oil	Finance Division	22.10.19	31.10.20			27.75		27.75	4,503.57		4,503.57	Short-Term Cr.
156	IDB [S-Term]	Loan	ITFC-PAK/00204	Purchase of Crude Oil	Finance Division	12.10.20	30.04.21	41,250.000	250.000	363.02	8.06	371.08	58,216.77	1,293.56	59,510.33	Short-Term Cr.
157	IDB [S-Term]	Loan	ITFC-PAK/00205	Purchase of Crude Oil	Finance Division			99,000.000	600.000							Short-Term Cr.
158	IDB [S-Term]	Loan	ITFC-PAK/00206	Purchase of Crude Oil	Finance Division			24,750.000	150.000							Short-Term Cr.
159	OPEC	Loan	1205-P	Golen Gol Hydro Power Project	Wapda-Power	04.11.08	31.12.19	68.000	0.412							Project
160	Japan	Grant	1560200	Installation of Weather Serveillance RADAR in Karachi	Aviation Division	08.07.15	31.12.20	50.000	0.303							Project
161	Japan	Grant		Installation of Weather Serveillance RADAR in Multan	Aviation Division	31.08.18	31.12.24	50.000	0.303							Project
162	Japan	Loan		K.P Rural Roads Improvement & Rehabilitation Project-II	KP	Under Process		330.000	2.000							Project
163	Japan	Grant	1860630	The Project for the Extension of Intensive Care Center at PIMS	NHSRCD	23.04.19	31.12.26	688.997	4.176	0.55		0.55	91.78		91.78	Project
164	Japan	Grant	JAPAN-1860230	Human Resource Development Scholarship	EAD	31.08.18	31.12.25			0.19		0.19	31.80		31.80	Project
165	Japan	Loan	P-57	widening & strengthening of National Highway N-70 East West 220 Kv Transmission Line	NHA	03.05.08	24.10.20	500.000	3.030	0.48	0.13	0.61	77.73	20.43	98.16	Project
166	Japan	Loan	P-65	Reinforcement of Islamabad-Burhan Transmission Line	PEPCO	04.05.17	07.08.25	90.000	0.545	0.21		0.21	33.51		33.51	Project
167	Japan	Grant	1560060	Pumping Machinery.&Terminal In FSD	Punjab	18.06.15	31.12.20	825.000	5.000							Project
168	Japan	Grant		Establishment of Business Park at Korangi Fish Harbour	Maritime Affairs			100.000	0.606							Project
169	Japan	Grant		Establishment of cold storage & Freezing Tunnels	Maritime Affairs			40.000	0.242							Project
170	Japan	Grant		Modification of Auction Hall	Maritime Affairs			94.500	0.573							Project
171	Japan	Grant	PK-P58	Punjab Transmission Lines and GRID	PEPCO	03.05.08	31.12.20			8.50	0.45	8.95	1,350.74	71.47	1,422.21	Project
172	Japan	Grant	PK-P64	Polio Eradication Project PH-II	NHSRC	19.05.2016	08.07.21			0.03		0.03	4.22		4.22	Project
173	EIB	Loan	EIB-0579-2015	Warsak HPP (Rehab: Phase-2)	Wapda-Power	15.09.15	31.03.21	740.000	4.485							Project
174	EU	Grant	EU-BALOCH-2016	Balochistan Rural Development and Community Empowerment Project	Balochistan	29.06.16	31.12.19	400.000	2.424							Project
175	EU	Grant	ASIE/12/023-634	KP District Governance and Community Development Program-II Covid	KP	25.11.13	31.12.18	3,124.000	18.933	2.67		2.67	432.29		432.29	Budgetary Support
176	EU	Grant		Balochistan Education Support	Balochistan			143.715	0.871							Budgetary Support

DISBURSEMENT AGAINST BUDGET ESTIMATES (B/E) OF FOREIGN ECONOMIC ASSISTANCE DURING 2020-21

Figures in Million

S.No.	Donor	Type of Aid	Project No.	Name of Project / Programmeddd	Executing Agency	Signing Date	Closing Date	(B/E) 2020-21		Disbursement during 2020-21						Purpose
								PKR	US\$	US\$			PKR			
										July-Jan	February	July-Feb	July-Jan	February	July-Feb	
177	EU	Grant		Warsak HPP (Rehab: Phase-2)	Wapda-Power	22.09.15		92.000	0.558							Project
178	France	Loan	CPK-1022-01P	48 MW Jagran HPP-II, AJK	AJK	06.07.12	31.12.22	100.000	0.606	6.55		6.55	1,068.19		1,068.19	Project
179	France	Loan	CPK-1022-01P-GR	Capacity building of AJK Power Development Organization	AJK	06.07.12	31.12.22	17.028	0.103							Project
180	France	Loan	CPK101401R	34.5 MW Harpo HPP Skardu (Co-financing Kfw)	Gilgit-Baltistan	04.02.14	31.12.19	100.000	0.606							Project
181	France	Grant		AND support to PIB for Farm Based Bidding and Review of Feasibility Studies and Capacity	PEPCO	11.02.20	31.03.25	25.000	0.152							Project
182	France	Loan		Extention of water resources Faisalabad city Phase-II	Punjab			2,600.640	15.761							Project
183	France	Loan	CPK-1031-02-R	Warsak Rehabilitaion HPP	Wapda-Power	09.22.15	11.30.20			0.88		0.88	140.63		140.63	Project
184	France	Loan	CPK-1031-01P	Warsak Hydropower Project-II	Wapda-Power	22.09.15	31.10.21	78.000	0.473	0.88		0.88	138.50		138.50	Project
185	France	Loan		Dargai HPP	Wapda-Power	19.07.19	30.06.25	30.000	0.182							Project
186	France	Loan	CPK-1041-01-R	Rehabilitation of Mangla Hydropower. Project	Wapda-Power	20.07.17	01.02.22	475.000	2.879	5.33		5.33	875.77		875.77	Project
187	France	Loan		Chitral Hydro Power Project	Wapda-Power	19.07.20	30.06.25	60.000	0.364							Project
188	France	Loan		Heritage & Urban Regeneration in Walled city of Lahore	Punjab			700.000	4.242							Project
189	France	Loan	CPK-1036-01-V	Power Transmission Enhancement Investment PR TR-IV	PEPCO	20.07.17	31.07.20			21.14		21.14	3,511.32		3,511.32	Project
190	UK	Grant	203029	Support to Pakistan National Cash Transfer Program BISP 2012-2020	BISP	02.11.12	30.06.20	5,745.300	34.820	0.00	0.35	0.35	0.00	55.70	55.70	Budgetary Project
191	UK	Grant	UK-12-KP	KP Education Sector Programme-II	KP	27.02.12	31.07.20	5,334.450	32.330	7.03		7.03	1,193.05		1,193.05	Budgetary Project
192	UK	Grant		Standardization of Higher Secondary Schools in Khyber Pakhtunkhwa (DEED Assisted)	KP			3,245.704	19.671							Budgetary Project
193	UK	Grant	UK-13-PESP2	Punjab Education Sector Programme II	Punjab	22.03.13	31.12.19	4,103.550	24.870	22.47		22.47	3,611.25		3,611.25	Budgetary Project
194	UK	Grant	UK-2016-SDP	Skills Development Programme	Punjab	11.08.16	31.03.21	820.050	4.970	2.32		2.32	378.61		378.61	Budgetary Project
195	UK	Grant		Enhancing PPPs in Pakistan (Punjab)	Punjab			160.000	0.970							Project
196	UK	Grant		WINGS	Punjab			56.240	0.341							Project
197	Germany	Loan		Establishment of Pakistan Glacier Network	Wapda-Power	29.06.16	31.12.21	70.000	0.424							Project
198	Germany	Grant	10226	Reconstruction of Health Infrastructure in AJK-P1	AJK	29.09.06	31.10.20			0.15		0.15	23.57		23.57	Earthquake
199	Germany	Grant	10268	Social Health Protection Initiatives for KP	KP	02.10.13	31.12.18	400.000	2.424	0.07		0.07	10.90		10.90	Project
200	Germany	Grant	10269	Social Health Protection Initiatives for GB	KA&GB	09.04.14	31.10.20			0.03		0.03	4.45		4.45	Project

DISBURSEMENT AGAINST BUDGET ESTIMATES (B/E) OF FOREIGN ECONOMIC ASSISTANCE DURING 2020-21

Figures in Million

S.No.	Donor	Type of Aid	Project No.	Name of Project / Programmeddd	Executing Agency	Signing Date	Closing Date	(B/E) 2020-21		Disbursement during 2020-21						Purpose
								PKR	US\$	US\$			PKR			
										July-Jan	February	July-Feb	July-Jan	February	July-Feb	
201	Germany	Grant		Establishment of Blood transfusion Centers in KP-Phase-II	KP			178.200	1.080							Project
202	Germany	Grant	GERM-2012	Development of Renewable Energy Hydro power	PPAF	22.06.12	31.12.18	358.050	2.170	0.15	0.05	0.20	24.35	8.17	32.52	Project
203	Germany	Loan	CPK-1031-01P	Warsak HPP (Rehab: Phase-2)	Wapda-Power	22.09.15	31.12.21	90.000	0.545							Project
204	Germany	Loan	GERM-1	Keyal Khwar Hydropower Project	Wapda-Power	11.11.08	31.12.21	680.000	4.121	0.17		0.17	27.89		27.89	Project
205	Germany	Loan	GERM-2	Substation Ghazi Road	PEPCO	11.12.08	30.09.20			0.64		0.64	102.62		102.62	Project
206	Germany	Grant	201365675-GERM	Regional Infrastructure Fund, KP	KP	18.09.15	31.12.21	536.250	3.250	0.51	0.24	0.75	82.96	38.37	121.33	Project
207	Germany	Grant	201468990-GERM	REINTEG. & REHAB. OF TDPS, (Merged Districts of KP	KP	18.09.15	30.06.19	536.250	3.250	0.68	0.56	1.24	112.31	88.53	200.84	TDPs
208	Germany	Grant	201567486	Livelihood Support & PROM. P-2	PPAF	18.08.17	30.12.21	714.450	4.330	0.30		0.30	49.22		49.22	Project
209	Germany	Grant	RHIV-2016-GERM	Repruductive Health-IV	NGO	29.03.16	30.09.20			0.41		0.41	66.05		66.05	Project
210	Germany	Grant	SBTP-2016-GERM	Safe Blood Transfusion PROG-PH-II	NHSRCD	29.03.16	30.12.20	188.958	1.145	1.20	1.09	2.29	195.21	172.00	367.21	Project
211	Germany	Grant	200870261	Capacity Buiding Measure NRSP	NRSP	17.12.13	31.12.20			0.11		0.11	18.60		18.60	Project
212	Germany	Grant	GERMANY-2015-01	Reconstruction of Health Infrastructure in AJK-P2	AJK	27.05.15	31.08.20			0.65	0.01	0.66	105.46	1.24	106.70	Earthquake
213	Germany	Grant	RAHA-III-2016	REF. AFF. HOST. AREA -RAHA-III	U.N.H.C.R	29.03.16	30.11.20			0.10	0.08	0.19	16.51	13.37	29.88	Project
214	Germany	Grant	KFW-2020	Polio Eradication Program-P2	NHSRC	26.11.20	28.12.20			6.10		6.10	979.52		979.52	Project
215	USA	Grant	391-G-04-1023-12	US-need Based merit Scholarships for Pakistani University Students	HEC	30.09.13	30.09.20	210.000	1.273	0.21	0.05	0.26	34.21	8.16	42.37	K.Lugar
216	USA	Grant		KP Reconstruction Program	KP	26.03.10	30.09.20	336.270	2.038							K.Lugar
217	USA	Grant		Ironmand Area Development Project (INL)-(Merged Districts of KP)	Finance Division	28-01-19	31.12.20	100.000	0.606							K.Lugar
218	USA	Grant		Khyber Area Development Project FATA (INL) (Merged Districts of KP)	Finance Division	28-01-19	31.12.20	279.972	1.697							K.Lugar
219	USA	Grant		Bajaur Area Development Project INL-FATA (Merged Districts of KP)	Finance Division	28-01-19	31.12.20	113.368	0.687							K.Lugar
220	USA	Grant	391-PUB-HEALTH	Strengthening of Health Services Academy	NHSRCD	21.07.08	31.10.22	92.600	0.561	0.26		0.26	41.24		41.24	K.Lugar
221	USA	Grant	US-Municipal-12	Municipal Services Delivery	KP	09.02.12	30.09.20	700.000	4.242	3.04	0.13	3.18	497.87	20.93	518.80	K.Lugar
222	USA	Grant	US-Municipal-12	Municipal Services Delivery	Sindh	09.02.12	30.09.20	990.000	6.000	1.28		1.28	213.00		213.00	K.Lugar
223	USA	Grant	PEPA-FATA-DEC10	PEPA FATA DEC-10		23.12.10	31.12.20			6.03	0.84	6.88	968.19	134.56	1,102.75	K.Lugar
224	USA	Grant	PEPA-KPK-DEC10	PEPA-KPK DEC-10		23.12.10	31.08.20			1.41		1.41	234.36		234.36	K.Lugar

DISBURSEMENT AGAINST BUDGET ESTIMATES (B/E) OF FOREIGN ECONOMIC ASSISTANCE DURING 2020-21

Figures in Million

S.No.	Donor	Type of Aid	Project No.	Name of Project / Programmeddd	Executing Agency	Signing Date	Closing Date	(B/E) 2020-21		Disbursement during 2020-21						Purpose
								PKR	US\$	US\$			PKR			
										July-Jan	February	July-Feb	July-Jan	February	July-Feb	
249	IDA	Loan	5686	Disaster & climate resilience Multi Sector Projects in AJK	AJK	14.09.15	01.12.19	1,121.490	6.797							Project
250	IDA	Loan	5686-P	Disaster & climate resilience Multi Sector Projects	Punjab	14.09.15	01.12.19	4,950.000	30.000	0.65		0.65	107.28		107.28	Project
251	IDA	Loan		Strengthening of early warning system of Pakistan Meteorological Dept.	Aviation Division			1,550.000	9.394							Prog./ Budgetary Support
252	IDA	Loan	5885-PAK	Balochistan Integrated Water Resource Project	Balochistan	31.08.16	31.10.22	6,600.000	40.000	12.00		12.00	1,910.09		1,910.09	Project
253	IDA	Loan	5973-PAK	National Social Protection Programme	BISP	30.03.17	30.06.21	5,280.000	32.000	0.66	8.32	8.98	109.01	1,320.27	1,429.27	Prog./ Budgetary Support
254	IDA	Loan	6139-Pak	FATA-TDP's Emergency Recovery Project	EAD	24.10.17	30.06.19	3,795.000	23.000	10.00		10.00	1,610.85		1,610.85	TDPs
255	IDA	Loan	6246-PK	PAK Hydromet & Climate Services Project	NDRMF	22.05.20	31.12.24			2.56		2.56	410.30		410.30	Project
256	IDA	Loan	5989-PAK	Pakistan Financial Inclusion and Infrastructure Project	Finance Division	05.01.18	31.12.22	100.000	0.606	1.32		1.32	211.24		211.24	Project
257	IDA	Loan	6170-PAK	Public Finance Management & Accountability Support Service	Finance Division	29.12.17	30.11.21	10,725.000	65.000							Prog./ Budgetary Support
258	IDA	Loan	6207-PAK	Pakistan Housing Finance	Finance Division	14.06.18	30.06.23	330.000	2.000							Budgetary Support
259	IDA	Loan	6456-PAK	KP Irrigated Agriculture Improvement Project	KP	18.04.20	31.12.25	1,650.000	10.000	17.74		17.74	2,938.56		2,938.56	Project
260	IDA	Loan	6421-PAK	KP Revenue Mobilization and Resource Management Program Pfr	KP	17.06.19	31.12.24	4,950.000	30.000	0.26		0.26	42.84		42.84	Prog./ Budgetary Support
261	IDA	Loan		Human capital Policy	Finance Division			82,500.000	500.000							Budgetary Support
262	IBRD	Loan	9155-PAK	Resilient Institutions for Sustainable Economy (RISE) DPC	Finance Division	22.07.20	31.05.21	82,500.000	500.000	250.00		250.00	41,809.63		41,809.63	Budgetary Support
263	IBRD	Loan	9164-Pak	KP Hydro & Renewable Energy Development	KP	15.10.20	30.11.27			0.50		0.50	80.23		80.23	Project
264	IBRD	Loan	9170-PK	PNJB RES IMP&DIGI EFF(PRIDE)	Punjab	16.12.20	25.08.25			0.76	30.00	30.76	121.58	4,778.88	4,900.46	Project
265	IDA	Loan	6462-PK	Integrated Tourism Area Development Program	KP	14.11.19	30.06.25	2,145.000	13.000	11.44	0.93	12.37	1,899.04	148.77	2,047.82	Project
266	IDA	Loan	5786-PAK	Expended Program on Immunization	NHSRCD	31.08.16	31.12.21	1,500.000	9.091	8.58		8.58	1,414.31		1,414.31	Project
267	IDA	Loan	5498-Pak	Evacuation of power from 2160MW Dasu HPP Stage-I	PEPCO	25.08.14	30.06.22	160.000	0.970	33.71	0.75	34.46	5,426.22	119.61	5,545.83	Project
268	IDA	Loan	5409	500 KV HVDC system between Tajkistan & Pakistan for central Asia CASA-1000	PEPCO	05.11.15	30.06.20	1,500.000	9.091	1.19	2.52	3.71	189.88	403.82	593.70	Project
269	IDA	Loan	5081-PAK	Punjab Irrigated Agriculture Productivity Improvement	Punjab	12.04.12	31.12.18	1,980.000	12.000							Project
270	IDA	Loan	5982-PAK	Punjab Tourism for Economic Growth Project	Punjab	02.08.17	30.04.23	2,805.000	17.000							Project
271	IDA	Loan	5630-Pak	Punjab skills Development	Punjab	04.06.15	30.06.20	1,980.000	12.000	10.68		10.68	1,713.75		1,713.75	Prog./ Budgetary Support
272	IDA	Loan		Punjab Resource & Revenue Management Program	Punjab			3,300.000	20.000							Budgetary Support

DISBURSEMENT AGAINST BUDGET ESTIMATES (B/E) OF FOREIGN ECONOMIC ASSISTANCE DURING 2020-21

Figures in Million

S.No.	Donor	Type of Aid	Project No.	Name of Project / Programmeddd	Executing Agency	Signing Date	Closing Date	(B/E) 2020-21		Disbursement during 2020-21						Purpose
								PKR	US\$	US\$			PKR			
										July-Jan	February	July-Feb	July-Jan	February	July-Feb	
321	IFAD	Loan	837-Pak	Gawadar Lasbella Livelihood Project	Balochistan	31.01.13	30.09.19	412.500	2.500							Project
322	IFAD	Loan	IFAD-2000001114	Economic Transformation ETI-GB	Gilgit-Baltistan	16.09.15	31.03.23	2,000.000	12.121	2.35		2.35	379.46		379.46	Project
323	IFAD	Loan	IFAD-20X-1958	National Poverty Graduation Program	PPAF	14.11.17	14.11.23	4,950.000	30.000	17.66		17.66	2,832.40		2,832.40	Project
324	IFAD	Grant	20000002541	Southern Punjab Poverty Alleviation Project"	Punjab	29.01.20	30.03.23			0.50		0.50	80.08		80.08	Project
325	IFAD	Loan	20000002542	Southern Punjab Poverty Alleviation Project"	Punjab	29.01.20	30.03.23			2.19		2.19	351.59		351.59	Project
326	IFAD	Loan	2000001985	Add. Financing for "Southern Punjab Poverty Alleviation Project"	Punjab	29.06.18	30.06.23	2,475.000	15.000	8.83		8.83	1,433.80		1,433.80	Project
327	MDTF	Grant	TF-018108-MDTF	ENH. NUTR. FOR MOTHER & CHILD.	Balochistan	31.10.14	30.11.20			-1.77		-1.77	-279.34		-279.34	Project
328	MDTF	Grant	TF-17353	DEVELOPING A.L. N RURL PAK RANG	Misc	21.05.14	30.09.20			-0.09		-0.09	-15.09		-15.09	Project
329	MDTF	Grant	TF-A0709	PAK READINESS PREP. PROPOSAL	Misc	12.06.15	30.11.20			0.08	0.11	0.19	12.51	17.18	29.69	Project
330	MDTF	Grant	TF-A3352-MDTF	Governance and policy reform program	Balochistan	17.01.16	30.06.20	345.000	2.091	0.17		0.17	27.58		27.58	Project
331	MDTF	Grant	TF-A2189	National Immunization Support Program	Balochistan	31.08.17	31.08.22	171.000	1.036	15.45		15.45	2,481.70		2,481.70	Project
332	MDTF	Grant		Balochistan Livelihood & Entrepreneurship Project	Balochistan			1.650	0.010							Project
333	MDTF	Grant	TF-A3301-MDTF	Governance and policy reform project (Merged Districts of Kp)	Finance Division	18.01.17	30.06.22	230.000	1.394	0.30		0.30	47.87		47.87	Project
334	MDTF	Grant	TF-99175	Economic Revitalization of [KP]	KP	11.10.11	30.06.17	1,155.000	7.000							Project
335	MDTF	Grant	3361	Governance & Policy Project in KP	KP	23.05.17	30.06.20	577.500	3.500	0.11	0.02	0.13	17.38	4.00	21.38	Project
336	MDTF	Grant	TF-A5202	Nutrition Sensitive Agriculture Project	Sindh	08.11.17	30.06.20	430.000	2.606	1.08		1.08	182.27		182.27	Project
337	MDTF	Grant	TF B0010-001PK	FATA TDPs Emergency Project	EAD	06.09.19	30.06.20	495.000	3.000	1.99		1.99	315.75		315.75	Project
338	MDTF	Grant	TFB3319-PK	Global Partnership For Education FND	Education	25.11.20	30.11.21			0.00	3.61	3.61	0.00	570.36	570.36	Project
339	MDTF	Grant		Second Additional Financing	Balochistan			165.000	1.000							Project
340	MDTF	Grant	TF-2589	Pak Community Support Project CASA1000-FATA	KP	27.07.20	31.03.22			1.81		1.81	289.36		289.36	Project
<i>Note: Provisional Disbursements as per information received and recorded in DAMFAS database by 15.03.2021</i>								2,018,506.74	12,233.37	6,660.78	546.99	7,207.78	1,087,413.77	87,009.14	1,176,978.21	